

**Status Study of Persons with Disabilities
in 65 villages of Amravati District in Maharashtra State
2012**

Dr. Rahul Bais
and Team

‘Swarajya-Mitra Samajik Sanstha’

At Post AnjangaonBari

Tal. Dist. Amravati. (M.S.) Pin-444701.

Website: <http://www.swarajyamitra.org>

<http://www.facebook.com/swarajyamitra.org>

Email: swarajya.mitra@rediffmail.com

Livelihood Component

Sub-component 1: Skill Development

Table 3.1.1

| VOCATIONAL TRAINING | ALL TYPES | | | BLINDNESS | | | LOW VISION | | | LEPROSY CURED | | | HEARING IMPAIRMENT | | | LOCOMOTOR | | | CEREBRAL PALSY | | | MENTAL RETARDATION | | | MENTAL ILLNESS | | | AUTISM | | | MULTIPLE | | | | |
|---------------------|-----------|-----|-----|-----------|----|----|------------|----|----|---------------|---|---|--------------------|----|----|-----------|----|-----|----------------|---|---|--------------------|----|----|----------------|---|----|--------|---|---|----------|----|----|---|---|
| | M | F | T | M | F | T | M | F | T | M | F | T | M | F | T | M | F | T | M | F | T | M | F | T | M | F | T | M | F | T | M | F | T | M | F |
| Not Trained | 401 | 194 | 595 | 24 | 18 | 42 | 65 | 30 | 95 | 7 | 1 | 8 | 45 | 22 | 67 | 205 | 88 | 293 | 0 | 2 | 2 | 32 | 18 | 50 | 8 | 3 | 11 | 0 | 0 | 0 | 15 | 12 | 27 | | |
| Trained | 19 | 6 | 25 | 0 | 0 | 0 | 1 | 0 | 1 | 1 | 0 | 1 | 3 | 2 | 5 | 13 | 3 | 16 | 0 | 0 | 0 | 0 | 0 | 0 | 0 | 0 | 0 | 0 | 0 | 0 | 1 | 1 | 2 | | |
| Not Known | 0 | 0 | 0 | 0 | 0 | 0 | 0 | 0 | 0 | 0 | 0 | 0 | 0 | 0 | 0 | 0 | 0 | 0 | 0 | 0 | 0 | 0 | 0 | 0 | 0 | 0 | 0 | 0 | 0 | 0 | 0 | 0 | 0 | | |

Table 3.1.2

| OCCUPATIONAL SKILL DEVELOPMENT | ALL TYPES | | | BLINDNESS | | | LOW VISION | | | LEPROSY CURED | | | HEARING IMPAIRMENT | | | LOCOMOTOR | | | CEREBRAL PALSY | | | MENTAL RETARDATION | | | MENTAL ILLNESS | | | AUTISM | | | MULTIPLE | | | | |
|--------------------------------|-----------|-----|-----|-----------|----|----|------------|----|----|---------------|---|---|--------------------|----|----|-----------|----|-----|----------------|---|---|--------------------|----|----|----------------|---|----|--------|---|---|----------|----|----|---|---|
| | M | F | T | M | F | T | M | F | T | M | F | T | M | F | T | M | F | T | M | F | T | M | F | T | M | F | T | M | F | T | M | F | T | M | F |
| Not Trained | 411 | 193 | 604 | 23 | 18 | 41 | 66 | 30 | 96 | 7 | 0 | 7 | 47 | 24 | 71 | 213 | 86 | 299 | 0 | 2 | 2 | 32 | 18 | 50 | 8 | 3 | 11 | 0 | 0 | 0 | 15 | 12 | 27 | | |
| Trained | 8 | 7 | 15 | 1 | 0 | 1 | 0 | 0 | 0 | 1 | 1 | 2 | 1 | 0 | 1 | 5 | 5 | 10 | 0 | 0 | 0 | 0 | 0 | 0 | 0 | 0 | 0 | 0 | 0 | 0 | 0 | 1 | 1 | | |
| Not Known | 1 | 0 | 1 | 0 | 0 | 0 | 0 | 0 | 0 | 0 | 0 | 0 | 0 | 0 | 0 | 0 | 0 | 0 | 0 | 0 | 0 | 0 | 0 | 0 | 0 | 0 | 0 | 0 | 0 | 0 | 1 | 0 | 1 | | |

Table 3.1.3

| VOCATIONAL TRAINING TO RELEVANT AGE GROUP | ALL TYPES | | | BLINDNESS | | | LOW VISION | | | LEPROSY CURED | | | HEARING IMPAIRMENT | | | LOCOMOTOR | | | CEREBRAL PALSY | | | MENTAL RETARDATION | | | MENTAL ILLNESS | | | AUTISM | | | MULTIPLE | | | | |
|---|-----------|----|-----|-----------|---|----|------------|---|----|---------------|---|---|--------------------|---|----|-----------|----|----|----------------|---|---|--------------------|---|---|----------------|---|---|--------|---|---|----------|---|---|---|---|
| | M | F | T | M | F | T | M | F | T | M | F | T | M | F | T | M | F | T | M | F | T | M | F | T | M | F | T | M | F | T | M | F | T | M | F |
| 26 to 40 age-group | 9 | 2 | 11 | 0 | 0 | 0 | 1 | 0 | 1 | 0 | 0 | 0 | 1 | 1 | 2 | 7 | 0 | 7 | 0 | 0 | 0 | 0 | 0 | 0 | 0 | 0 | 0 | 0 | 0 | 0 | 0 | 0 | 0 | | |
| Eligible Persons | 116 | 45 | 161 | 7 | 3 | 10 | 18 | 3 | 21 | 2 | 1 | 3 | 15 | 4 | 19 | 67 | 28 | 95 | 0 | 0 | 0 | 5 | 4 | 9 | 1 | 0 | 1 | 0 | 0 | 0 | 1 | 2 | 3 | | |
| 41 to 60 age-group | 1 | 1 | 2 | 0 | 0 | 0 | 0 | 0 | 0 | 1 | 0 | 1 | 0 | 0 | 0 | 0 | 1 | 1 | 0 | 0 | 0 | 0 | 0 | 0 | 0 | 0 | 0 | 0 | 0 | 0 | 0 | 0 | 0 | | |
| Eligible Persons | 95 | 39 | 134 | 3 | 2 | 5 | 15 | 5 | 20 | 6 | 0 | 6 | 9 | 6 | 15 | 57 | 24 | 81 | 0 | 0 | 0 | 0 | 0 | 0 | 4 | 1 | 5 | 0 | 0 | 0 | 1 | 1 | 2 | | |

Table 3.1.4

| OCCUPATIONAL SKILL DEVELOPMENT TRAINING TO RELEVANT AGEGROUP | ALL TYPES | | | BLINDNESS | | | LOW VISION | | | LEPROSY CURED | | | HEARING IMPAIREMENT | | | LOCOMOTOR | | | CEREBRAL PALSY | | | MENTAL RETARDATION | | | MENTAL ILLNESS | | | AUTISM | | | MULTIPLE | | | | | |
|---|--|----|-----|-----------|---|---|------------|---|----|------------------|---|---|------------------------|---|----|-----------|----|----|-------------------|---|---|-----------------------|---|---|-------------------|---|---|--------|---|---|----------|---|---|---|---|---|
| | M | F | T | M | F | T | M | F | T | M | F | T | M | F | T | M | F | T | M | F | T | M | F | T | M | F | T | M | F | T | M | F | T | | | |
| | 26 to 40 age-group Eligible Persons | 3 | 2 | 5 | 1 | 0 | 1 | 0 | 0 | 0 | 0 | 1 | 1 | 1 | 0 | 1 | 1 | 0 | 1 | 0 | 0 | 0 | 0 | 0 | 0 | 0 | 0 | 0 | 0 | 0 | 0 | 0 | 0 | 0 | 0 | 1 |
| 41 to 60 age-group Eligible Persons | 95 | 39 | 134 | 3 | 2 | 5 | 15 | 5 | 20 | 6 | 0 | 6 | 9 | 6 | 15 | 57 | 24 | 81 | 0 | 0 | 0 | 0 | 0 | 0 | 4 | 1 | 5 | 0 | 0 | 0 | 1 | 1 | 2 | | | |

Table 3.1.5

| DRIVING LICENCE | ALL TYPES | | | BLINDNESS | | | LOW VISION | | | LEPROSY CURED | | | HEARING IMPAIREMENT | | | LOCOMOTOR | | | CEREBRAL PALSY | | | MENTAL RETARDATION | | | MENTAL ILLNESS | | | AUTISM | | | MULTIPLE | | |
|-----------------|---------------------------------|-----|-----|-----------|----|----|------------|----|----|------------------|---|---|------------------------|----|----|-----------|-----|----|-------------------|---|---|-----------------------|----|----|-------------------|---|---|--------|---|---|----------|----|----|
| | M | F | T | M | F | T | M | F | T | M | F | T | M | F | T | M | F | T | M | F | T | M | F | T | M | F | T | M | F | T | M | F | T |
| | No Driving License Holder | 418 | 199 | 617 | 24 | 18 | 42 | 66 | 30 | 96 | 8 | 1 | 9 | 48 | 24 | 72 | 217 | 90 | 307 | 0 | 2 | 2 | 32 | 18 | 50 | 8 | 3 | 11 | 0 | 0 | 0 | 15 | 13 |
| Not Known | 1 | 0 | 1 | 0 | 0 | 0 | 0 | 0 | 0 | 0 | 0 | 0 | 0 | 0 | 0 | 0 | 0 | 0 | 0 | 0 | 0 | 0 | 0 | 0 | 0 | 0 | 0 | 0 | 0 | 0 | 1 | 0 | 1 |

Table 3.1.6

| UTILIZATION OF VEHICLE | ALL TYPES | | | BLINDNESS | | | LOW VISION | | | LEPROSY CURED | | | HEARING IMPAIREMENT | | | LOCOMOTOR | | | CEREBRAL PALSY | | | MENTAL RETARDATION | | | MENTAL ILLNESS | | | AUTISM | | | MULTIPLE | | |
|---------------------------|--------------------------|-----|-----|-----------|----|----|------------|----|----|------------------|---|---|------------------------|----|----|-----------|-----|----|-------------------|---|---|-----------------------|----|----|-------------------|---|---|--------|---|---|----------|----|----|
| | M | F | T | M | F | T | M | F | T | M | F | T | M | F | T | M | F | T | M | F | T | M | F | T | M | F | T | M | F | T | M | F | T |
| | Not Using any Vehicle | 358 | 191 | 549 | 22 | 18 | 40 | 54 | 29 | 83 | 8 | 1 | 9 | 37 | 24 | 61 | 186 | 85 | 271 | 0 | 2 | 2 | 31 | 18 | 49 | 5 | 2 | 7 | 0 | 0 | 0 | 15 | 12 |
| Non-Automatic Vehicle | 50 | 9 | 59 | 0 | 0 | 0 | 11 | 1 | 12 | 0 | 0 | 0 | 8 | 0 | 8 | 27 | 6 | 33 | 0 | 0 | 0 | 1 | 0 | 1 | 3 | 1 | 4 | 0 | 0 | 0 | 0 | 1 | 1 |
| Automatic Vehicle | 11 | 0 | 11 | 2 | 0 | 2 | 1 | 0 | 1 | 0 | 0 | 0 | 3 | 0 | 3 | 5 | 0 | 5 | 0 | 0 | 0 | 0 | 0 | 0 | 0 | 0 | 0 | 0 | 0 | 0 | 0 | 0 | 0 |
| Not Known | 1 | 0 | 1 | 0 | 0 | 0 | 0 | 0 | 0 | 0 | 0 | 0 | 0 | 0 | 0 | 0 | 0 | 0 | 0 | 0 | 0 | 0 | 0 | 0 | 0 | 0 | 0 | 0 | 0 | 0 | 1 | 0 | 1 |

Table 3.1.7

| UTILIZATION OF TECHNICAL DEVICE | ALL TYPES | | | BLINDNESS | | | LOW VISION | | | LEPROSY CURED | | | HEARING IMPAIRMENT | | | LOCOMOTOR | | | CEREBRAL PALSY | | | MENTAL RETARDATION | | | MENTAL ILLNESS | | | AUTISM | | | MULTIPLE | | |
|---------------------------------|-----------|-----|-----|-----------|----|----|------------|----|----|---------------|---|---|--------------------|----|----|-----------|----|-----|----------------|---|---|--------------------|----|----|----------------|---|---|--------|---|---|----------|----|----|
| | M | F | T | M | F | T | M | F | T | M | F | T | M | F | T | M | F | T | M | F | T | M | F | T | M | F | T | M | F | T | M | F | T |
| No | 288 | 157 | 445 | 22 | 17 | 39 | 46 | 24 | 70 | 5 | 1 | 6 | 39 | 22 | 61 | 131 | 60 | 191 | 0 | 1 | 1 | 26 | 18 | 44 | 5 | 2 | 7 | 0 | 0 | 0 | 14 | 12 | 26 |
| Using any Technical Device | 131 | 43 | 174 | 2 | 1 | 3 | 20 | 6 | 26 | 3 | 0 | 3 | 9 | 2 | 11 | 87 | 31 | 118 | 0 | 1 | 1 | 6 | 0 | 6 | 3 | 1 | 4 | 0 | 0 | 0 | 1 | 1 | 2 |
| Not Known | 1 | 0 | 1 | 0 | 0 | 0 | 0 | 0 | 0 | 0 | 0 | 0 | 0 | 0 | 0 | 0 | 0 | 0 | 0 | 0 | 0 | 0 | 0 | 0 | 0 | 0 | 0 | 0 | 0 | 0 | 1 | 0 | 1 |

Table 3.1.8

| OTHER RELEVANT SKILL TO ADULT PWD | ALL TYPES | | | BLINDNESS | | | LOW VISION | | | LEPROSY CURED | | | HEARING IMPAIRMENT | | | LOCOMOTOR | | | CEREBRAL PALSY | | | MENTAL RETARDATION | | | MENTAL ILLNESS | | | AUTISM | | | MULTIPLE | | |
|--|-----------|----|-----|-----------|---|---|------------|---|----|---------------|---|---|--------------------|---|---|-----------|----|-----|----------------|---|---|--------------------|---|---|----------------|---|---|--------|---|---|----------|---|---|
| | M | F | T | M | F | T | M | F | T | M | F | T | M | F | T | M | F | T | M | F | T | M | F | T | M | F | T | M | F | T | M | F | T |
| Adult PWD Using Technical Device | 122 | 40 | 162 | 2 | 1 | 3 | 18 | 5 | 23 | 3 | 0 | 3 | 8 | 1 | 9 | 84 | 30 | 114 | 0 | 1 | 1 | 5 | 0 | 5 | 2 | 1 | 3 | 0 | 0 | 0 | 0 | 1 | 1 |
| Adult PWD Informed about Relevant Laws | 1 | 0 | 1 | 0 | 0 | 0 | 0 | 0 | 0 | 0 | 0 | 0 | 0 | 0 | 0 | 1 | 0 | 1 | 0 | 0 | 0 | 0 | 0 | 0 | 0 | 0 | 0 | 0 | 0 | 0 | 0 | 0 | 0 |

Chart 3.1.1 Deprivation of PWD all types in Vocational Training to most relevant age-group of 26 to 40 years




Chart 3.1.2 Vocational Training to **Male PWD** All Types in age-group 26 to 40 years

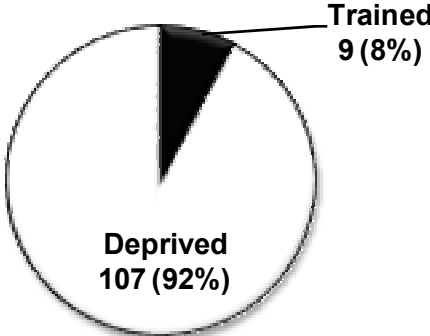


Chart 3.1.3 Vocational Training to **Female PWD** All Types in age-group 26 to 40 years

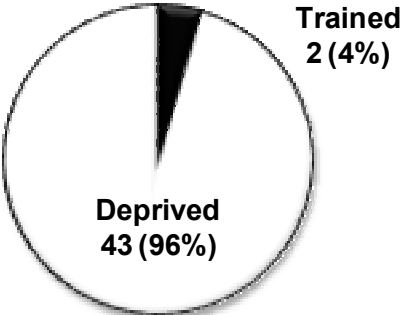


Chart 3.1.4 Deprivation of **PWD all types** in Occupational Skill Development Training to most relevant age-group of 26 to 40 years

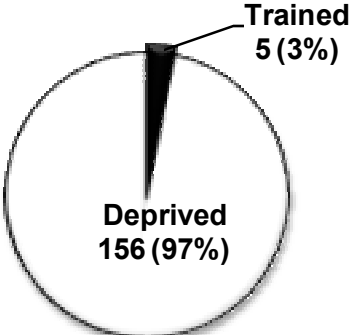


Chart 3.1.5 Occupational Skill Development Training to **Male PWD** All Types in age-group 26 to 40 years




Chart 3.1.6 Occupational Skill Development Training to **Female PWD** All Types in age-group 26 to 40 years

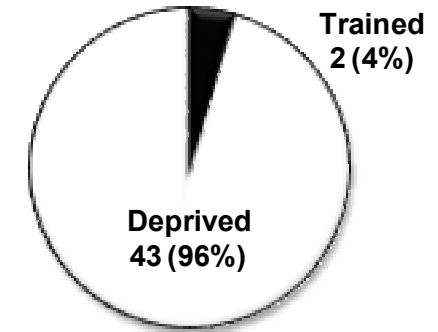
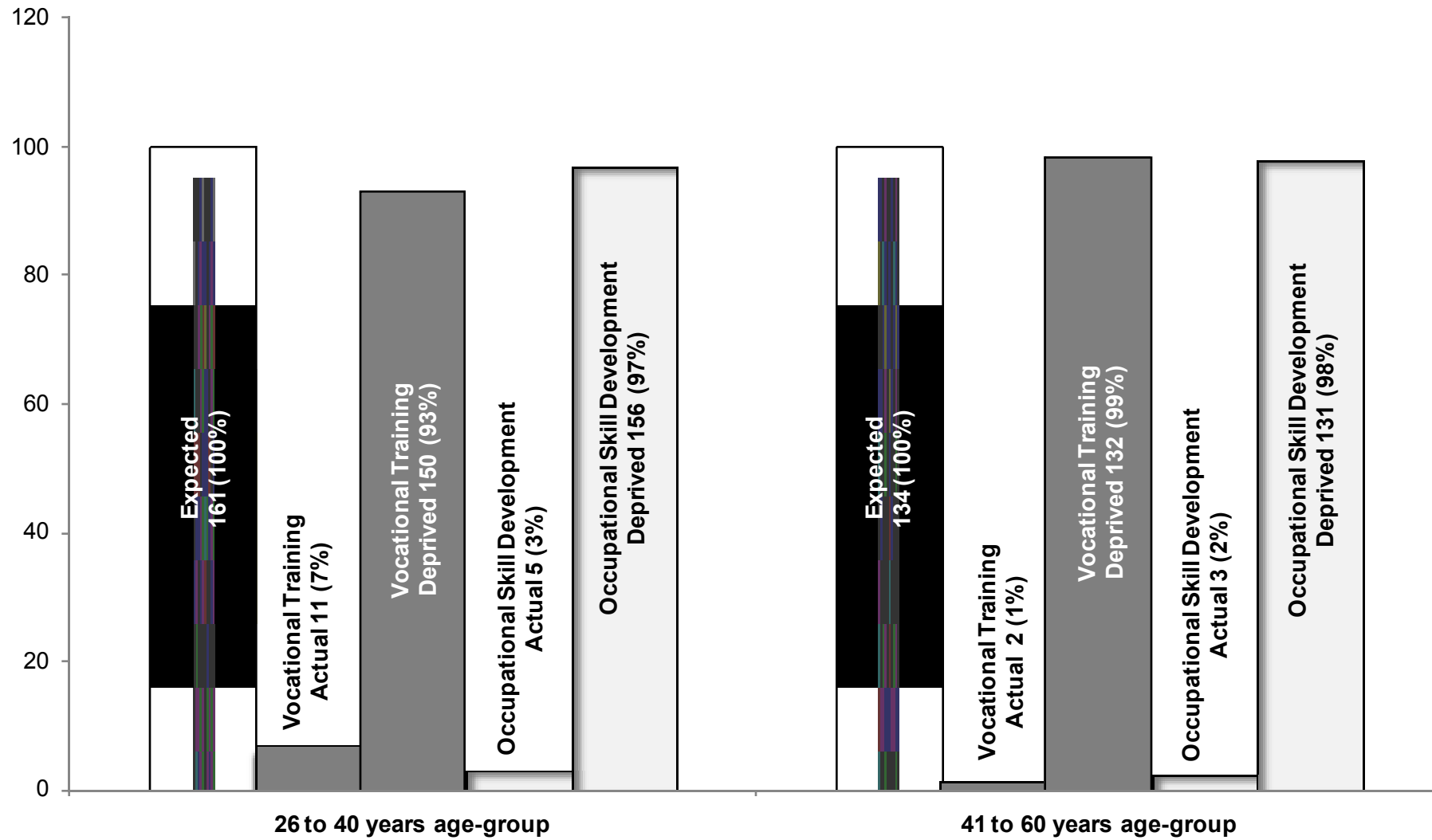


Chart 3.1.7 Deprivation of PWD all types in Livelihood Skill Development to relevant age-group



Sub-component 2 & 3: Self-Employment and Wage Employment

Table 3.2-3.1

| OCCUPATION OF PWD | ALL TYPES | | | BLINDNESS | | | LOW VISION | | | LEPROSY CURED | | | HEARING IMPAIRMENT | | | LOCOMOTOR | | | CEREBRAL PALSY | | | MENTAL RETARDATION | | | MENTAL ILLNESS | | | AUTISM | | | MULTIPLE | | |
|--------------------------------|-----------|----|-----|-----------|----|----|------------|----|----|---------------|---|---|--------------------|---|----|-----------|----|-----|----------------|---|---|--------------------|----|----|----------------|---|---|--------|---|---|----------|---|----|
| | M | F | T | M | F | T | M | F | T | M | F | T | M | F | T | M | F | T | M | F | T | M | F | T | M | F | T | M | F | T | M | F | T |
| Non-worker (children, student) | 129 | 73 | 202 | 7 | 3 | 10 | 24 | 16 | 40 | 0 | 0 | 0 | 16 | 8 | 24 | 54 | 24 | 78 | 0 | 2 | 2 | 15 | 11 | 26 | 2 | 1 | 3 | 0 | 0 | 0 | 11 | 8 | 19 |
| Housewife/Household works | 39 | 60 | 99 | 5 | 4 | 9 | 7 | 7 | 14 | 1 | 0 | 1 | 7 | 6 | 13 | 16 | 38 | 54 | 0 | 0 | 0 | 3 | 3 | 6 | 0 | 0 | 0 | 0 | 0 | 0 | 0 | 2 | 2 |
| Pensioner | 0 | 0 | 0 | 0 | 0 | 0 | 0 | 0 | 0 | 0 | 0 | 0 | 0 | 0 | 0 | 0 | 0 | 0 | 0 | 0 | 0 | 0 | 0 | 0 | 0 | 0 | 0 | 0 | 0 | 0 | 0 | 0 | 0 |
| Beggar or Vagrant | 1 | 1 | 2 | 0 | 0 | 0 | 0 | 1 | 1 | 0 | 0 | 0 | 0 | 0 | 0 | 0 | 0 | 0 | 0 | 0 | 0 | 0 | 0 | 0 | 0 | 0 | 0 | 0 | 0 | 0 | 1 | 0 | 1 |
| Labourer | 145 | 35 | 180 | 1 | 0 | 1 | 29 | 5 | 34 | 7 | 1 | 8 | 19 | 9 | 28 | 85 | 19 | 104 | 0 | 0 | 0 | 2 | 0 | 2 | 1 | 0 | 1 | 0 | 0 | 0 | 1 | 1 | 2 |
| Farmer | 30 | 0 | 30 | 1 | 0 | 1 | 2 | 0 | 2 | 0 | 0 | 0 | 5 | 0 | 5 | 22 | 0 | 22 | 0 | 0 | 0 | 0 | 0 | 0 | 0 | 0 | 0 | 0 | 0 | 0 | 0 | 0 | 0 |
| Self-employed | 7 | 0 | 7 | 1 | 0 | 1 | 0 | 0 | 0 | 0 | 0 | 0 | 0 | 0 | 0 | 6 | 0 | 6 | 0 | 0 | 0 | 0 | 0 | 0 | 0 | 0 | 0 | 0 | 0 | 0 | 0 | 0 | 0 |
| Govt Service | 2 | 4 | 6 | 0 | 0 | 0 | 1 | 0 | 1 | 0 | 0 | 0 | 0 | 0 | 0 | 1 | 4 | 5 | 0 | 0 | 0 | 0 | 0 | 0 | 0 | 0 | 0 | 0 | 0 | 0 | 0 | 0 | 0 |
| Private/Non-govt Service | 5 | 1 | 6 | 0 | 0 | 0 | 1 | 0 | 1 | 0 | 0 | 0 | 0 | 0 | 0 | 4 | 1 | 5 | 0 | 0 | 0 | 0 | 0 | 0 | 0 | 0 | 0 | 0 | 0 | 0 | 0 | 0 | 0 |
| Other | 0 | 0 | 0 | 0 | 0 | 0 | 0 | 0 | 0 | 0 | 0 | 0 | 0 | 0 | 0 | 0 | 0 | 0 | 0 | 0 | 0 | 0 | 0 | 0 | 0 | 0 | 0 | 0 | 0 | 0 | 0 | 0 | 0 |
| really can't do anything | 61 | 26 | 87 | 9 | 11 | 20 | 2 | 1 | 3 | 0 | 0 | 0 | 1 | 1 | 2 | 30 | 5 | 35 | 0 | 0 | 0 | 12 | 4 | 16 | 5 | 2 | 7 | 0 | 0 | 0 | 2 | 2 | 4 |
| Not Known | 1 | 0 | 1 | 0 | 0 | 0 | 0 | 0 | 0 | 0 | 0 | 0 | 0 | 0 | 0 | 0 | 0 | 0 | 0 | 0 | 0 | 0 | 0 | 0 | 0 | 0 | 0 | 0 | 0 | 0 | 1 | 0 | 1 |

Table 3.2-3.2

| OCCUPATION OF 26 TO 40 AGE GROUP | ALL TYPES | | | BLINDNESS | | | LOW VISION | | | LEPROSY CURED | | | HEARING IMPAIRMENT | | | LOCOMOTOR | | | CEREBRAL PALSY | | | MENTAL RETARDATION | | | MENTAL ILLNESS | | | AUTISM | | | MULTIPLE | | | | | |
|----------------------------------|-----------|----|----|-----------|---|---|------------|---|----|---------------|---|---|--------------------|---|----|-----------|----|----|----------------|---|---|--------------------|---|---|----------------|---|---|--------|---|---|----------|---|---|---|---|---|
| | M | F | T | M | F | T | M | F | T | M | F | T | M | F | T | M | F | T | M | F | T | M | F | T | M | F | T | M | F | T | M | F | T | | | |
| Non-worker (children, student) | 1 | 0 | 1 | 1 | 0 | 1 | 0 | 0 | 0 | 0 | 0 | 0 | 0 | 0 | 0 | 0 | 0 | 0 | 0 | 0 | 0 | 0 | 0 | 0 | 0 | 0 | 0 | 0 | 0 | 0 | 0 | 0 | 0 | 0 | 0 | 0 |
| House-wife/Household works | 15 | 18 | 33 | 2 | 2 | 4 | 2 | 1 | 3 | 0 | 0 | 0 | 3 | 0 | 3 | 7 | 11 | 18 | 0 | 0 | 0 | 1 | 3 | 4 | 0 | 0 | 0 | 0 | 0 | 0 | 0 | 0 | 0 | 0 | 1 | 1 |
| Pensioner | 0 | 0 | 0 | 0 | 0 | 0 | 0 | 0 | 0 | 0 | 0 | 0 | 0 | 0 | 0 | 0 | 0 | 0 | 0 | 0 | 0 | 0 | 0 | 0 | 0 | 0 | 0 | 0 | 0 | 0 | 0 | 0 | 0 | 0 | 0 | 0 |
| Beggar or Vagrant | 0 | 0 | 0 | 0 | 0 | 0 | 0 | 0 | 0 | 0 | 0 | 0 | 0 | 0 | 0 | 0 | 0 | 0 | 0 | 0 | 0 | 0 | 0 | 0 | 0 | 0 | 0 | 0 | 0 | 0 | 0 | 0 | 0 | 0 | 0 | 0 |
| Labourer | 68 | 20 | 88 | 0 | 0 | 0 | 14 | 2 | 16 | 2 | 1 | 3 | 9 | 4 | 13 | 42 | 13 | 55 | 0 | 0 | 0 | 1 | 0 | 1 | 0 | 0 | 0 | 0 | 0 | 0 | 0 | 0 | 0 | 0 | 0 | 0 |
| Farmer | 7 | 0 | 7 | 1 | 0 | 1 | 0 | 0 | 0 | 0 | 0 | 0 | 3 | 0 | 3 | 3 | 0 | 3 | 0 | 0 | 0 | 0 | 0 | 0 | 0 | 0 | 0 | 0 | 0 | 0 | 0 | 0 | 0 | 0 | 0 | 0 |
| Self-employed | 4 | 0 | 4 | 1 | 0 | 1 | 0 | 0 | 0 | 0 | 0 | 0 | 0 | 0 | 0 | 3 | 0 | 3 | 0 | 0 | 0 | 0 | 0 | 0 | 0 | 0 | 0 | 0 | 0 | 0 | 0 | 0 | 0 | 0 | 0 | 0 |
| Govt Ser vice | 1 | 2 | 3 | 0 | 0 | 0 | 1 | 0 | 1 | 0 | 0 | 0 | 0 | 0 | 0 | 0 | 2 | 2 | 0 | 0 | 0 | 0 | 0 | 0 | 0 | 0 | 0 | 0 | 0 | 0 | 0 | 0 | 0 | 0 | 0 | 0 |
| Private/Non-govt Service | 3 | 1 | 4 | 0 | 0 | 0 | 1 | 0 | 1 | 0 | 0 | 0 | 0 | 0 | 0 | 2 | 1 | 3 | 0 | 0 | 0 | 0 | 0 | 0 | 0 | 0 | 0 | 0 | 0 | 0 | 0 | 0 | 0 | 0 | 0 | 0 |
| Other | 0 | 0 | 0 | 0 | 0 | 0 | 0 | 0 | 0 | 0 | 0 | 0 | 0 | 0 | 0 | 0 | 0 | 0 | 0 | 0 | 0 | 0 | 0 | 0 | 0 | 0 | 0 | 0 | 0 | 0 | 0 | 0 | 0 | 0 | 0 | 0 |
| really can't do anything | 17 | 4 | 21 | 2 | 1 | 3 | 0 | 0 | 0 | 0 | 0 | 0 | 0 | 0 | 0 | 10 | 1 | 11 | 0 | 0 | 0 | 3 | 1 | 4 | 1 | 0 | 1 | 0 | 0 | 0 | 1 | 1 | 2 | | | |

Table 3.2-3.3

| OCCUPATION OF 41 TO 60 AGEGROUP | ALL TYPES | | | BLINDNESS | | | LOW VISION | | | LEPROSY CURED | | | HEARING IMPAIRMENT | | | LOCOMOTOR | | | CEREBRAL PALSY | | | MENTAL RETARDATION | | | MENTAL ILLNESS | | | AUTISM | | | MULTIPLE | | | | | |
|---------------------------------------|-----------|----|----|-----------|---|---|------------|---|----|---------------|---|---|--------------------|---|----|-----------|----|----|----------------|---|---|--------------------|---|---|----------------|---|---|--------|---|---|----------|---|---|---|---|---|
| | M | F | T | M | F | T | M | F | T | M | F | T | M | F | T | M | F | T | M | F | T | M | F | T | M | F | T | M | F | T | M | F | T | | | |
| Non-worker (children, student) | 0 | 0 | 0 | 0 | 0 | 0 | 0 | 0 | 0 | 0 | 0 | 0 | 0 | 0 | 0 | 0 | 0 | 0 | 0 | 0 | 0 | 0 | 0 | 0 | 0 | 0 | 0 | 0 | 0 | 0 | 0 | 0 | 0 | 0 | 0 | 0 |
| House- wife/Household works | 6 | 20 | 26 | 2 | 0 | 2 | 2 | 2 | 4 | 1 | 0 | 1 | 0 | 1 | 1 | 1 | 16 | 17 | 0 | 0 | 0 | 0 | 0 | 0 | 0 | 0 | 0 | 0 | 0 | 0 | 0 | 1 | 1 | | | |
| Pensioner | 0 | 0 | 0 | 0 | 0 | 0 | 0 | 0 | 0 | 0 | 0 | 0 | 0 | 0 | 0 | 0 | 0 | 0 | 0 | 0 | 0 | 0 | 0 | 0 | 0 | 0 | 0 | 0 | 0 | 0 | 0 | 0 | 0 | | | |
| Beggar or Vagrant | 1 | 1 | 2 | 0 | 0 | 0 | 0 | 1 | 1 | 0 | 0 | 0 | 0 | 0 | 0 | 0 | 0 | 0 | 0 | 0 | 0 | 0 | 0 | 0 | 0 | 0 | 0 | 0 | 0 | 0 | 1 | 0 | 1 | | | |
| Labourer | 50 | 9 | 59 | 0 | 0 | 0 | 9 | 1 | 10 | 5 | 0 | 5 | 6 | 4 | 10 | 29 | 4 | 33 | 0 | 0 | 0 | 0 | 0 | 0 | 1 | 0 | 1 | 0 | 0 | 0 | 0 | 0 | 0 | | | |
| Farmer | 20 | 0 | 20 | 0 | 0 | 0 | 2 | 0 | 2 | 0 | 0 | 0 | 2 | 0 | 2 | 16 | 0 | 16 | 0 | 0 | 0 | 0 | 0 | 0 | 0 | 0 | 0 | 0 | 0 | 0 | 0 | 0 | 0 | | | |
| Self-employed | 2 | 0 | 2 | 0 | 0 | 0 | 0 | 0 | 0 | 0 | 0 | 0 | 0 | 0 | 0 | 2 | 0 | 2 | 0 | 0 | 0 | 0 | 0 | 0 | 0 | 0 | 0 | 0 | 0 | 0 | 0 | 0 | 0 | | | |
| Govt Service | 1 | 2 | 3 | 0 | 0 | 0 | 0 | 0 | 0 | 0 | 0 | 0 | 0 | 0 | 0 | 1 | 2 | 3 | 0 | 0 | 0 | 0 | 0 | 0 | 0 | 0 | 0 | 0 | 0 | 0 | 0 | 0 | 0 | | | |
| Private/Non-govt Service | 1 | 0 | 1 | 0 | 0 | 0 | 0 | 0 | 0 | 0 | 0 | 0 | 0 | 0 | 0 | 1 | 0 | 1 | 0 | 0 | 0 | 0 | 0 | 0 | 0 | 0 | 0 | 0 | 0 | 0 | 0 | 0 | 0 | | | |
| Other | 0 | 0 | 0 | 0 | 0 | 0 | 0 | 0 | 0 | 0 | 0 | 0 | 0 | 0 | 0 | 0 | 0 | 0 | 0 | 0 | 0 | 0 | 0 | 0 | 0 | 0 | 0 | 0 | 0 | 0 | 0 | 0 | 0 | | | |
| really can't do anything | 14 | 7 | 21 | 1 | 2 | 3 | 2 | 1 | 3 | 0 | 0 | 0 | 1 | 1 | 2 | 7 | 2 | 9 | 0 | 0 | 0 | 0 | 0 | 0 | 3 | 1 | 4 | 0 | 0 | 0 | 0 | 0 | 0 | | | |

Chart 3.2-3.1 Occupation of PWD

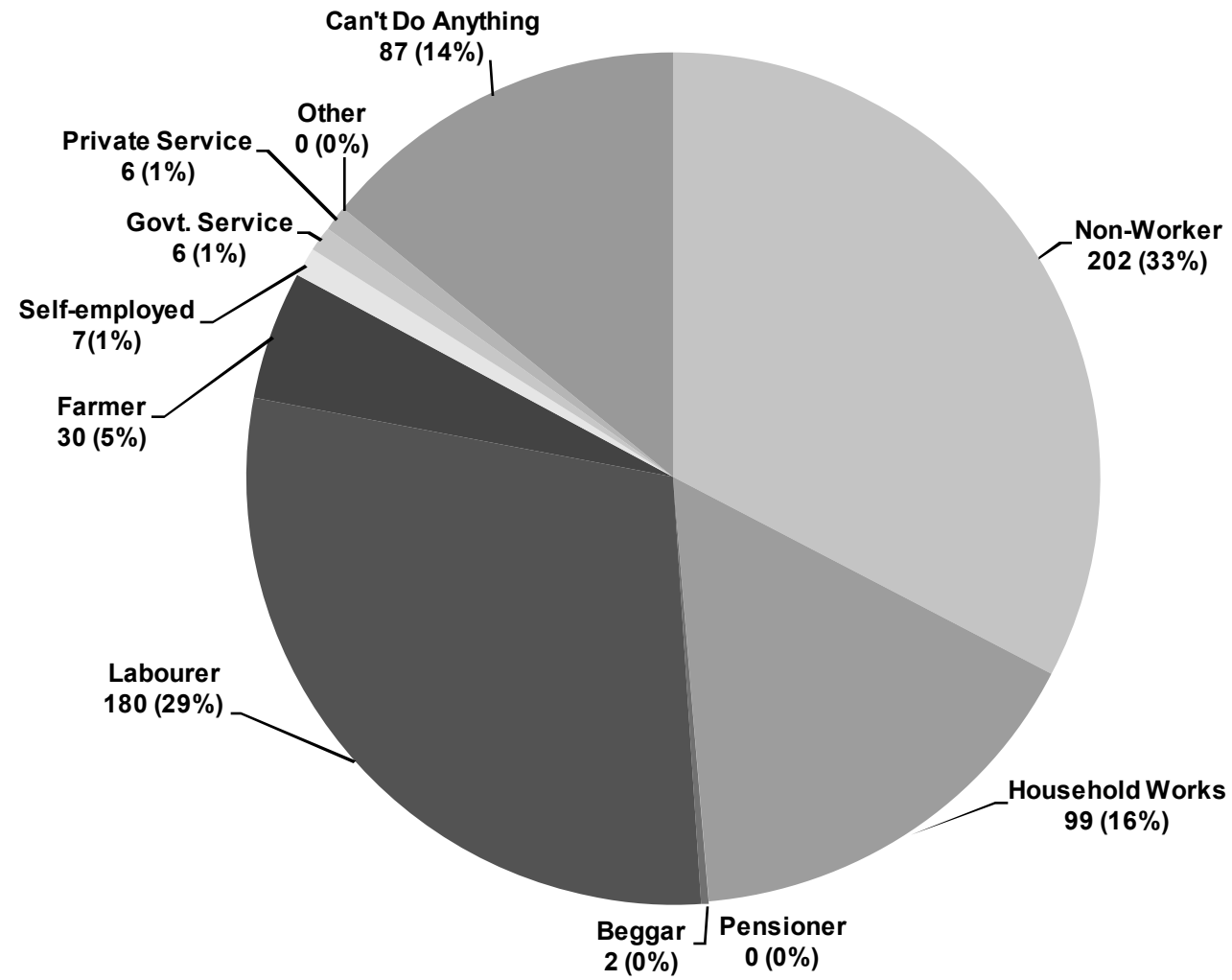


Chart 3.2-3.2 Occupation of Male PWD

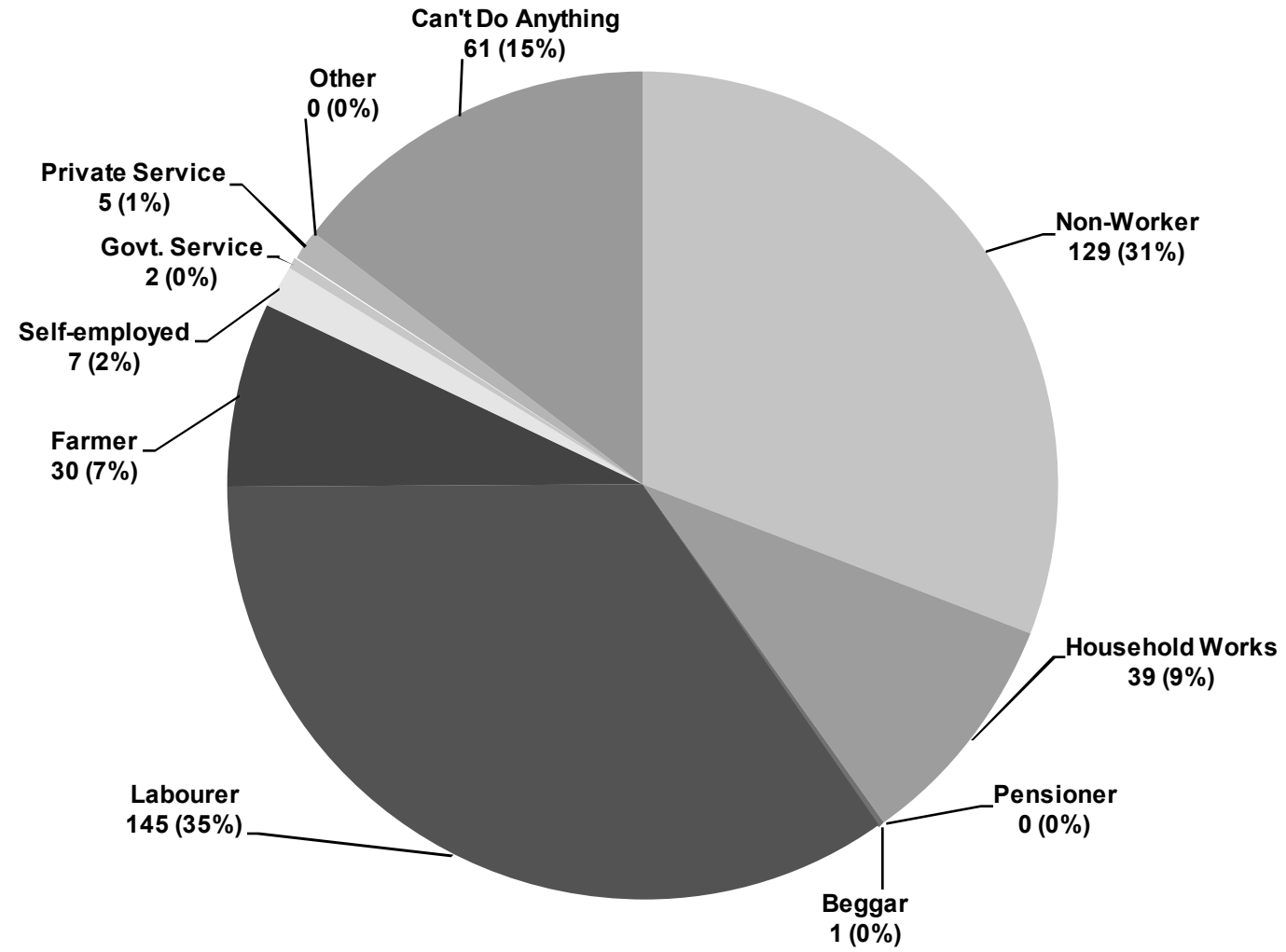


Chart 3.2-3.3 Occupation of Female PWD

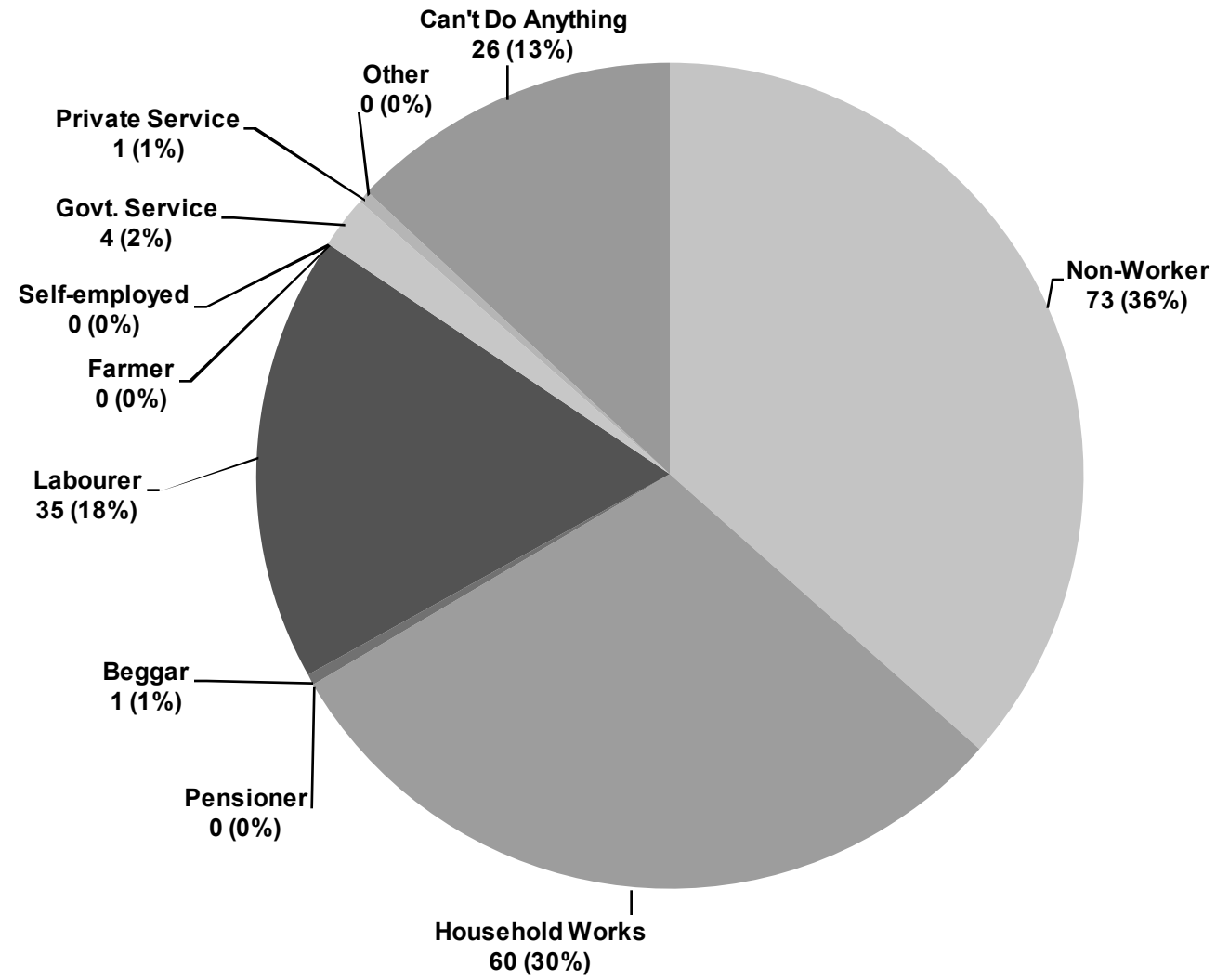


Chart 3.2-3.4 Occupation of PWD in age-group 26 to 40 years

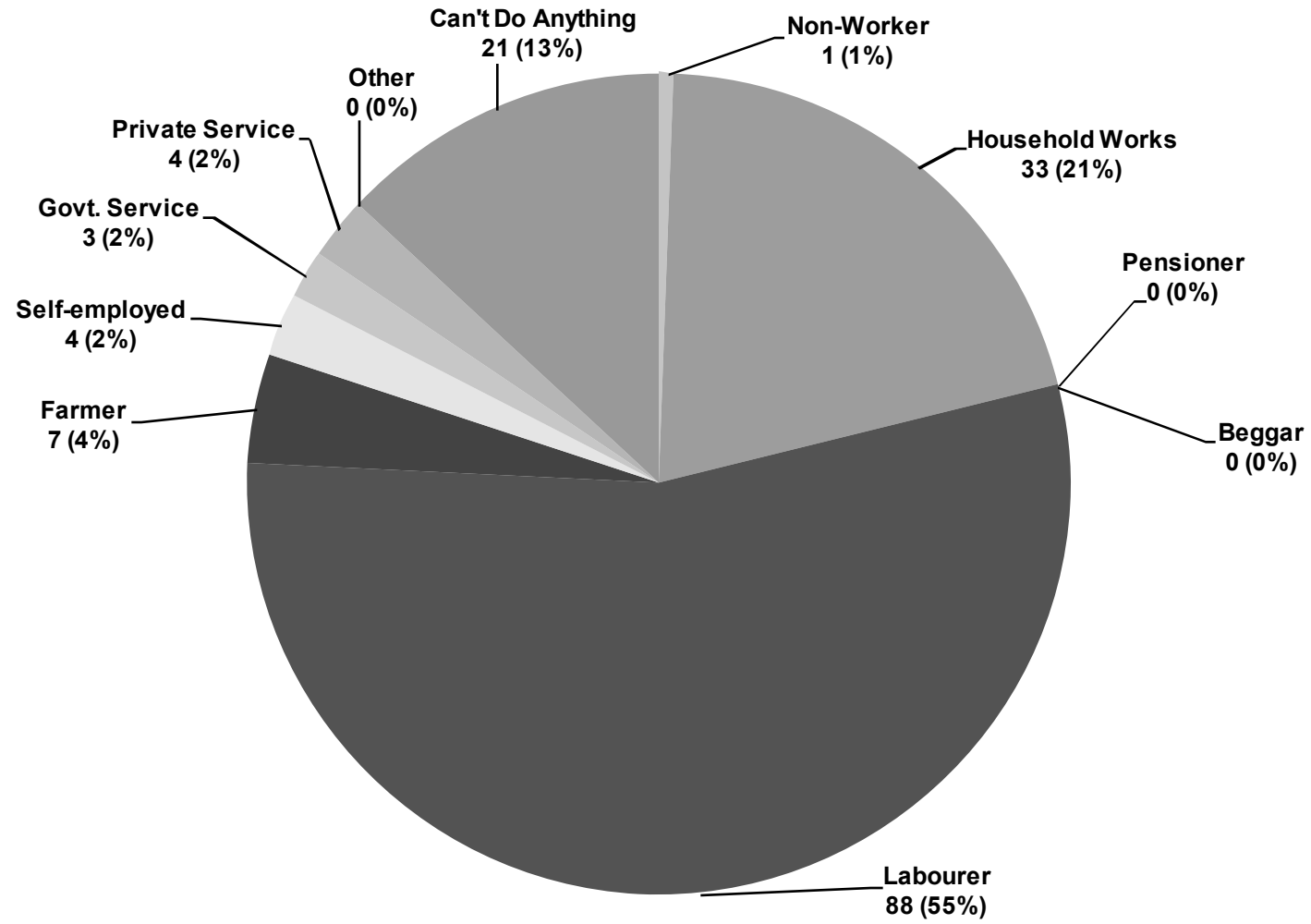
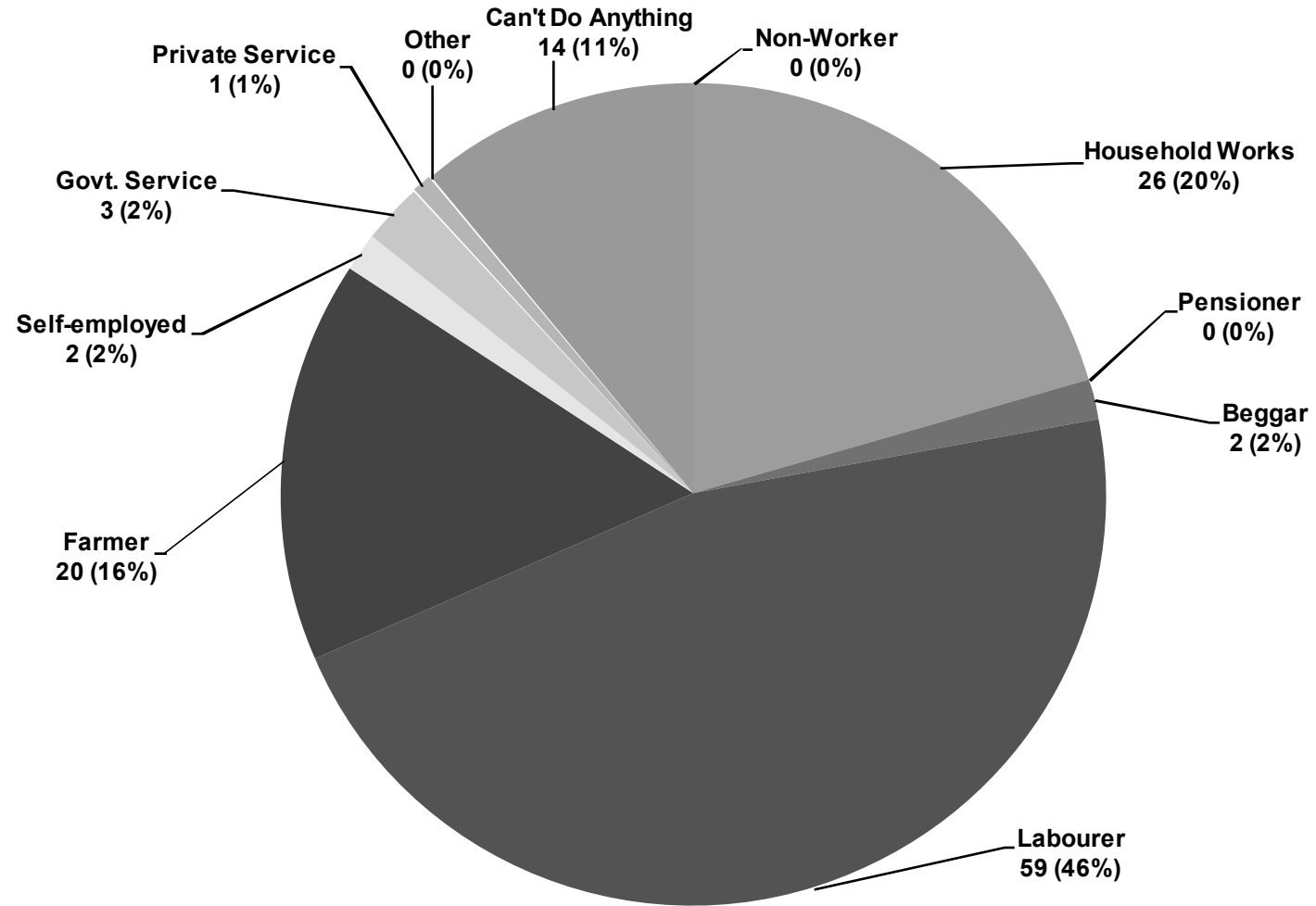


Chart 3.2-3.5 Occupation of PWD in age-group 41 to 60 years



Sub-component 4: Financial Services

Table 3.4.1

| LOAN FOR SELF-EMPLOYMENT | ALL TYPES | | | BLINDNESS | | | LOW VISION | | | LEPROSY CURED | | | HEARING IMPAIRMENT | | | LOCOMOTOR | | | CEREBRAL PALSY | | | MENTAL RETARDATION | | | MENTAL ILLNESS | | | AUTISM | | | MULTIPLE | | |
|--------------------------|-----------|-----|-----|-----------|----|----|------------|----|----|---------------|---|---|--------------------|----|----|-----------|----|-----|----------------|---|---|--------------------|----|----|----------------|---|----|--------|---|---|----------|----|----|
| | M | F | T | M | F | T | M | F | T | M | F | T | M | F | T | M | F | T | M | F | T | M | F | T | M | F | T | M | F | T | M | F | T |
| Not Received Loan | 419 | 200 | 619 | 24 | 18 | 42 | 66 | 30 | 96 | 8 | 1 | 9 | 48 | 24 | 72 | 218 | 91 | 309 | 0 | 2 | 2 | 32 | 18 | 50 | 8 | 3 | 11 | 0 | 0 | 0 | 15 | 13 | 28 |
| Received Loan | 0 | 0 | 0 | 0 | 0 | 0 | 0 | 0 | 0 | 0 | 0 | 0 | 0 | 0 | 0 | 0 | 0 | 0 | 0 | 0 | 0 | 0 | 0 | 0 | 0 | 0 | 0 | 0 | 0 | 0 | 0 | 0 | 0 |
| Not Known | 1 | 0 | 1 | 0 | 0 | 0 | 0 | 0 | 0 | 0 | 0 | 0 | 0 | 0 | 0 | 0 | 0 | 0 | 0 | 0 | 0 | 0 | 0 | 0 | 0 | 0 | 0 | 0 | 0 | 0 | 1 | 0 | 1 |

Table 3.4.2

| PAN CARD | ALL TYPES | | | BLINDNESS | | | LOW VISION | | | LEPROSY CURED | | | HEARING IMPAIRMENT | | | LOCOMOTOR | | | CEREBRAL PALSY | | | MENTAL RETARDATION | | | MENTAL ILLNESS | | | AUTISM | | | MULTIPLE | | |
|-----------|-----------|-----|-----|-----------|----|----|------------|----|----|---------------|---|---|--------------------|----|----|-----------|----|-----|----------------|---|---|--------------------|----|----|----------------|---|----|--------|---|---|----------|----|----|
| | M | F | T | M | F | T | M | F | T | M | F | T | M | F | T | M | F | T | M | F | T | M | F | T | M | F | T | M | F | T | M | F | T |
| No | 413 | 199 | 612 | 24 | 18 | 42 | 64 | 30 | 94 | 8 | 1 | 9 | 48 | 24 | 72 | 214 | 90 | 304 | 0 | 2 | 2 | 32 | 18 | 50 | 8 | 3 | 11 | 0 | 0 | 0 | 15 | 13 | 28 |
| Available | 6 | 1 | 7 | 0 | 0 | 0 | 2 | 0 | 2 | 0 | 0 | 0 | 0 | 0 | 0 | 4 | 1 | 5 | 0 | 0 | 0 | 0 | 0 | 0 | 0 | 0 | 0 | 0 | 0 | 0 | 0 | 0 | 0 |
| Not Known | 1 | 0 | 1 | 0 | 0 | 0 | 0 | 0 | 0 | 0 | 0 | 0 | 0 | 0 | 0 | 0 | 0 | 0 | 0 | 0 | 0 | 0 | 0 | 0 | 0 | 0 | 0 | 0 | 0 | 0 | 1 | 0 | 1 |

Sub-component 5: Social Protection

| BIRTH CERTIFICATION | ALL TYPES | | | BLINDNESS | | | LOW VISION | | | LEPROSY CURED | | | HEARING IMPAIRMENT | | | LOCOMOTOR | | | CEREBRAL PALSY | | | MENTAL RETARDATION | | | MENTAL ILLNESS | | | AUTISM | | | MULTIPLE | | |
|------------------------|-----------|-----|-----|-----------|----|----|------------|----|----|------------------|---|---|-----------------------|----|----|-----------|----|-----|-------------------|---|---|-----------------------|----|----|-------------------|---|---|--------|---|---|----------|---|----|
| | M | F | T | M | F | T | M | F | T | M | F | T | M | F | T | M | F | T | M | F | T | M | F | T | M | F | T | M | F | T | M | F | T |
| Available | 37 | 24 | 61 | 2 | 0 | 2 | 4 | 4 | 8 | 0 | 0 | 0 | 9 | 2 | 11 | 16 | 10 | 26 | 0 | 0 | 0 | 1 | 3 | 4 | 3 | 0 | 3 | 0 | 0 | 0 | 2 | 5 | 7 |
| Not-available | 383 | 176 | 559 | 22 | 18 | 40 | 62 | 26 | 88 | 8 | 1 | 9 | 39 | 22 | 61 | 202 | 81 | 283 | 0 | 2 | 2 | 31 | 15 | 46 | 5 | 3 | 8 | 0 | 0 | 0 | 14 | 8 | 22 |

Table 3.5.1

| INCLUSION IN OFFICIAL RATION CARD | ALL TYPES | | | BLINDNESS | | | LOW VISION | | | LEPROSY CURED | | | HEARING IMPAIRMENT | | | LOCOMOTOR | | | CEREBRAL PALSY | | | MENTAL RETARDATION | | | MENTAL ILLNESS | | | AUTISM | | | MULTIPLE | | |
|---|-----------|-----|-----|-----------|----|----|------------|----|----|------------------|---|---|-----------------------|----|----|-----------|----|-----|-------------------|---|---|-----------------------|----|----|-------------------|---|----|--------|---|---|----------|----|----|
| | M | F | T | M | F | T | M | F | T | M | F | T | M | F | T | M | F | T | M | F | T | M | F | T | M | F | T | M | F | T | M | F | T |
| PWD Included | 376 | 166 | 542 | 20 | 17 | 37 | 56 | 22 | 78 | 8 | 1 | 9 | 42 | 21 | 63 | 202 | 74 | 276 | 0 | 1 | 1 | 29 | 16 | 45 | 7 | 3 | 10 | 0 | 0 | 0 | 12 | 11 | 23 |
| Not Included | 44 | 34 | 78 | 4 | 1 | 5 | 10 | 8 | 18 | 0 | 0 | 0 | 6 | 3 | 9 | 16 | 17 | 33 | 0 | 1 | 1 | 3 | 2 | 5 | 1 | 0 | 1 | 0 | 0 | 0 | 4 | 2 | 6 |

Table 3.5.2

| OFFICIAL POVERTY OF PWD | ALL TYPES | | | BLINDNESS | | | LOW VISION | | | LEPROSY CURED | | | HEARING IMPAIRMENT | | | LOCOMOTOR | | | CEREBRAL PALSY | | | MENTAL RETARDATION | | | MENTAL ILLNESS | | | AUTISM | | | MULTIPLE | | |
|---------------------------------|-----------|----|-----|-----------|---|----|------------|----|----|------------------|---|---|-----------------------|----|----|-----------|----|-----|-------------------|---|---|-----------------------|----|----|-------------------|---|---|--------|---|---|----------|---|----|
| | M | F | T | M | F | T | M | F | T | M | F | T | M | F | T | M | F | T | M | F | T | M | F | T | M | F | T | M | F | T | M | F | T |
| Above Poverty Line (APL) | 140 | 64 | 204 | 7 | 6 | 13 | 22 | 9 | 31 | 4 | 1 | 5 | 16 | 4 | 20 | 69 | 29 | 98 | 0 | 1 | 1 | 14 | 6 | 20 | 1 | 2 | 3 | 0 | 0 | 0 | 7 | 6 | 13 |
| Below Poverty Line (BPL) | 198 | 91 | 289 | 11 | 6 | 17 | 38 | 19 | 57 | 2 | 0 | 2 | 21 | 12 | 33 | 98 | 39 | 137 | 0 | 0 | 0 | 15 | 10 | 25 | 7 | 1 | 8 | 0 | 0 | 0 | 6 | 4 | 10 |
| Antyodaya | 66 | 28 | 94 | 4 | 5 | 9 | 3 | 1 | 4 | 2 | 0 | 2 | 7 | 6 | 13 | 46 | 13 | 59 | 0 | 0 | 0 | 2 | 2 | 4 | 0 | 0 | 0 | 0 | 0 | 0 | 2 | 1 | 3 |
| Annapurna | 0 | 0 | 0 | 0 | 0 | 0 | 0 | 0 | 0 | 0 | 0 | 0 | 0 | 0 | 0 | 0 | 0 | 0 | 0 | 0 | 0 | 0 | 0 | 0 | 0 | 0 | 0 | 0 | 0 | 0 | 0 | 0 | 0 |
| Poverty Status Not Available | 16 | 17 | 33 | 2 | 1 | 3 | 3 | 1 | 4 | 0 | 0 | 0 | 4 | 2 | 6 | 5 | 10 | 15 | 0 | 1 | 1 | 1 | 0 | 1 | 0 | 0 | 0 | 0 | 0 | 0 | 1 | 2 | 3 |

| | | | | | | | | | | | | | | | | | | | | | | | | | | | | | | | | | | | |
|------------------------------|---|---|---|---|---|---|---|---|---|---|---|---|---|---|---|---|---|---|---|---|---|---|---|---|---|---|---|---|---|---|---|---|---|---|---|
| Annapurna | 0 | 0 | 0 | 0 | 0 | 0 | 0 | 0 | 0 | 0 | 0 | 0 | 0 | 0 | 0 | 0 | 0 | 0 | 0 | 0 | 0 | 0 | 0 | 0 | 0 | 0 | 0 | 0 | 0 | 0 | 0 | 0 | 0 | 0 | 0 |
| Poverty Status Not Available | 2 | 0 | 2 | 1 | 0 | 1 | 0 | 0 | 0 | 0 | 0 | 0 | 1 | 0 | 1 | 0 | 0 | 0 | 0 | 0 | 0 | 0 | 0 | 0 | 0 | 0 | 0 | 0 | 0 | 0 | 0 | 0 | 0 | 0 | 0 |

Table 3.5.9

| OFFICIAL POVERTY OF HEAD OF FAMILY, DOING NOTHING | ALL TYPES | | | BLINDNESS | | | LOW VISION | | | LEPROSY CURED | | | HEARING IMPAIRMENT | | | LOCOMOTOR | | | CEREBRAL PALSY | | | MENTAL RETARDATION | | | MENTAL ILLNESS | | | AUTISM | | | MULTIPLE | | |
|---|-----------|---|----|-----------|---|---|------------|---|---|---------------|---|---|--------------------|---|---|-----------|---|----|----------------|---|---|--------------------|---|---|----------------|---|---|--------|---|---|----------|---|---|
| | M | F | T | M | F | T | M | F | T | M | F | T | M | F | T | M | F | T | M | F | T | M | F | T | M | F | T | M | F | T | M | F | T |
| Above Poverty Line (APL) | 6 | 2 | 8 | 1 | 2 | 3 | 0 | 0 | 0 | 0 | 0 | 0 | 0 | 0 | 0 | 4 | 0 | 4 | 0 | 0 | 0 | 0 | 0 | 0 | 0 | 0 | 0 | 0 | 0 | 1 | 0 | 1 | |
| Below Poverty Line (BPL) | 16 | 2 | 18 | 2 | 2 | 4 | 1 | 0 | 1 | 0 | 0 | 0 | 1 | 0 | 1 | 10 | 0 | 10 | 0 | 0 | 0 | 0 | 0 | 2 | 0 | 2 | 0 | 0 | 0 | 0 | 0 | 0 | |
| Antyodaya | 5 | 3 | 8 | 0 | 2 | 2 | 0 | 0 | 0 | 0 | 0 | 0 | 0 | 0 | 5 | 1 | 6 | 0 | 0 | 0 | 0 | 0 | 0 | 0 | 0 | 0 | 0 | 0 | 0 | 0 | 0 | 0 | |
| Annapurna | 0 | 0 | 0 | 0 | 0 | 0 | 0 | 0 | 0 | 0 | 0 | 0 | 0 | 0 | 0 | 0 | 0 | 0 | 0 | 0 | 0 | 0 | 0 | 0 | 0 | 0 | 0 | 0 | 0 | 0 | 0 | 0 | 0 |
| Poverty Status Not Available | 1 | 0 | 1 | 0 | 0 | 0 | 0 | 0 | 0 | 0 | 0 | 0 | 0 | 0 | 0 | 1 | 0 | 1 | 0 | 0 | 0 | 0 | 0 | 0 | 0 | 0 | 0 | 0 | 0 | 0 | 0 | 0 | 0 |

Table 3.5.10

| OFFICIAL POVERTY OF SINGLE HOUSEHOLD PWD | ALL TYPES | | | BLINDNESS | | | LOW VISION | | | LEPROSY CURED | | | HEARING IMPAIRMENT | | | LOCOMOTOR | | | CEREBRAL PALSY | | | MENTAL RETARDATION | | | MENTAL ILLNESS | | | AUTISM | | | MULTIPLE | | |
|--|-----------|---|----|-----------|---|---|------------|---|---|---------------|---|---|--------------------|---|---|-----------|---|---|----------------|---|---|--------------------|---|---|----------------|---|---|--------|---|---|----------|---|---|
| | M | F | T | M | F | T | M | F | T | M | F | T | M | F | T | M | F | T | M | F | T | M | F | T | M | F | T | M | F | T | M | F | T |
| Above Poverty Line (APL) | 7 | 3 | 10 | 1 | 1 | 2 | 2 | 0 | 2 | 2 | 0 | 2 | 1 | 0 | 1 | 1 | 1 | 2 | 0 | 0 | 0 | 0 | 0 | 0 | 0 | 0 | 0 | 0 | 0 | 0 | 1 | 1 | |
| Below Poverty Line (BPL) | 2 | 1 | 3 | 0 | 0 | 0 | 0 | 1 | 1 | 0 | 0 | 0 | 0 | 0 | 0 | 1 | 0 | 1 | 0 | 0 | 0 | 0 | 0 | 0 | 1 | 0 | 1 | 0 | 0 | 0 | 0 | 0 | |

| | | | | | | | | | | | | | | | | | | | | | | | | | | | | | | | | | | | | | |
|------------------------------|---|---|---|---|---|---|---|---|---|---|---|---|---|---|---|---|---|---|---|---|---|---|---|---|---|---|---|---|---|---|---|---|---|---|---|---|---|
| Antyodaya | 2 | 6 | 8 | 0 | 2 | 2 | 0 | 0 | 0 | 0 | 0 | 0 | 0 | 0 | 1 | 1 | 2 | 3 | 5 | 0 | 0 | 0 | 0 | 0 | 0 | 0 | 0 | 0 | 0 | 0 | 0 | 0 | 0 | 0 | 0 | 0 | 0 |
| Annapurna | 0 | 0 | 0 | 0 | 0 | 0 | 0 | 0 | 0 | 0 | 0 | 0 | 0 | 0 | 0 | 0 | 0 | 0 | 0 | 0 | 0 | 0 | 0 | 0 | 0 | 0 | 0 | 0 | 0 | 0 | 0 | 0 | 0 | 0 | 0 | 0 | 0 |
| Poverty Status Not Available | 0 | 2 | 2 | 0 | 0 | 0 | 0 | 0 | 0 | 0 | 0 | 0 | 0 | 0 | 1 | 1 | 0 | 1 | 1 | 0 | 0 | 0 | 0 | 0 | 0 | 0 | 0 | 0 | 0 | 0 | 0 | 0 | 0 | 0 | 0 | 0 | 0 |

Table 3.5.11

| DISABILITY IDENTITY CARD | ALL TYPES | | | BLINDNESS | | | LOW VISION | | | LEPROSY CURED | | | HEARING IMPAIRMENT | | | LOCOMOTOR | | | CEREBRAL PALSY | | | MENTAL RETARDATION | | | MENTAL ILLNESS | | | AUTISM | | | MULTIPLE | | |
|-------------------------------------|-----------|-----|-----|-----------|----|----|------------|----|----|---------------|---|---|--------------------|----|----|-----------|----|-----|----------------|---|---|--------------------|----|----|----------------|---|----|--------|---|---|----------|---|----|
| | M | F | T | M | F | T | M | F | T | M | F | T | M | F | T | M | F | T | M | F | T | M | F | T | M | F | T | M | F | T | M | F | T |
| Not Available | 243 | 138 | 381 | 9 | 12 | 21 | 46 | 27 | 73 | 4 | 0 | 4 | 29 | 19 | 48 | 111 | 52 | 163 | 0 | 1 | 1 | 25 | 15 | 40 | 8 | 3 | 11 | 0 | 0 | 0 | 11 | 9 | 20 |
| Valid Identity Card Available | 176 | 61 | 237 | 14 | 6 | 20 | 20 | 3 | 23 | 4 | 1 | 5 | 19 | 5 | 24 | 107 | 38 | 145 | 0 | 1 | 1 | 7 | 3 | 10 | 0 | 0 | 0 | 0 | 0 | 0 | 5 | 4 | 9 |
| Not Renewed Identity Card Available | 1 | 1 | 2 | 1 | 0 | 1 | 0 | 0 | 0 | 0 | 0 | 0 | 0 | 0 | 0 | 0 | 1 | 1 | 0 | 0 | 0 | 0 | 0 | 0 | 0 | 0 | 0 | 0 | 0 | 0 | 0 | 0 | 0 |

Table 3.5.12

| DISABILITY SCHOLARSHIP | ALL TYPES | | | BLINDNESS | | | LOW VISION | | | LEPROSY CURED | | | HEARING IMPAIRMENT | | | LOCOMOTOR | | | CEREBRAL PALSY | | | MENTAL RETARDATION | | | MENTAL ILLNESS | | | AUTISM | | | MULTIPLE | | |
|------------------------|-----------|-----|-----|-----------|----|----|------------|----|----|---------------|---|---|--------------------|----|----|-----------|----|-----|----------------|---|---|--------------------|----|----|----------------|---|----|--------|---|---|----------|----|----|
| | M | F | T | M | F | T | M | F | T | M | F | T | M | F | T | M | F | T | M | F | T | M | F | T | M | F | T | M | F | T | M | F | T |
| Not Received | 383 | 184 | 567 | 22 | 18 | 40 | 63 | 25 | 88 | 8 | 1 | 9 | 44 | 24 | 68 | 192 | 81 | 273 | 0 | 2 | 2 | 31 | 17 | 48 | 8 | 3 | 11 | 0 | 0 | 0 | 15 | 13 | 28 |
| Received | 35 | 16 | 51 | 2 | 0 | 2 | 3 | 5 | 8 | 0 | 0 | 0 | 4 | 0 | 4 | 25 | 10 | 35 | 0 | 0 | 0 | 1 | 1 | 2 | 0 | 0 | 0 | 0 | 0 | 0 | 0 | 0 | 0 |
| Not Received Regularly | 1 | 0 | 1 | 0 | 0 | 0 | 0 | 0 | 0 | 0 | 0 | 0 | 0 | 0 | 0 | 1 | 0 | 1 | 0 | 0 | 0 | 0 | 0 | 0 | 0 | 0 | 0 | 0 | 0 | 0 | 0 | 0 | 0 |
| Not Known | 1 | 0 | 1 | 0 | 0 | 0 | 0 | 0 | 0 | 0 | 0 | 0 | 0 | 0 | 0 | 0 | 0 | 0 | 0 | 0 | 0 | 0 | 0 | 0 | 0 | 0 | 0 | 0 | 0 | 0 | 1 | 0 | 1 |

Table 3.5.13

| | | | | | | | | | | | | | | | | | | | | | | | | | | | | | | | | | |
|--------------|-----|-----|-----|----|----|----|----|----|----|---|---|---|----|----|----|-----|----|-----|---|---|---|----|----|----|---|---|----|---|---|---|----|----|----|
| Not Received | 401 | 192 | 593 | 22 | 18 | 40 | 65 | 30 | 95 | 7 | 1 | 8 | 47 | 23 | 70 | 205 | 85 | 290 | 0 | 2 | 2 | 32 | 17 | 49 | 8 | 3 | 11 | 0 | 0 | 0 | 15 | 13 | 28 |
| Received | 18 | 8 | 26 | 2 | 0 | 2 | 1 | 0 | 1 | 1 | 0 | 1 | 1 | 1 | 2 | 13 | 6 | 19 | 0 | 0 | 0 | 0 | 1 | 1 | 0 | 0 | 0 | 0 | 0 | 0 | 0 | 0 | 0 |
| Not Known | 1 | 0 | 1 | 0 | 0 | 0 | 0 | 0 | 0 | 0 | 0 | 0 | 0 | 0 | 0 | 0 | 0 | 0 | 0 | 0 | 0 | 0 | 0 | 0 | 0 | 0 | 0 | 0 | 0 | 0 | 1 | 0 | 1 |

Table 3.5.21

| BENEFIT OF SGSY | ALL TYPES | | | BLINDNESS | | | LOW VISION | | | LEPROSY CURED | | | HEARING IMPAIRMENT | | | LOCOMOTOR | | | CEREBRAL PALSY | | | MENTAL RETARDATION | | | MENTAL ILLNESS | | | AUTISM | | | MULTIPLE | | |
|-----------------|-----------|-----|-----|-----------|----|----|------------|----|----|---------------|---|---|--------------------|----|----|-----------|----|-----|----------------|---|---|--------------------|----|----|----------------|---|----|--------|---|---|----------|----|----|
| | M | F | T | M | F | T | M | F | T | M | F | T | M | F | T | M | F | T | M | F | T | M | F | T | M | F | T | M | F | T | | | |
| Not Received | 418 | 200 | 618 | 24 | 18 | 42 | 66 | 30 | 96 | 8 | 1 | 9 | 48 | 24 | 72 | 217 | 91 | 308 | 0 | 2 | 2 | 32 | 18 | 50 | 8 | 3 | 11 | 0 | 0 | 0 | 15 | 13 | 28 |
| Received | 1 | 0 | 1 | 0 | 0 | 0 | 0 | 0 | 0 | 0 | 0 | 0 | 0 | 0 | 0 | 1 | 0 | 1 | 0 | 0 | 0 | 0 | 0 | 0 | 0 | 0 | 0 | 0 | 0 | 0 | 0 | 0 | 0 |
| Not Known | 1 | 0 | 1 | 0 | 0 | 0 | 0 | 0 | 0 | 0 | 0 | 0 | 0 | 0 | 0 | 0 | 0 | 0 | 0 | 0 | 0 | 0 | 0 | 0 | 0 | 0 | 0 | 0 | 0 | 0 | 1 | 0 | 1 |

Table 3.5.22

| BENEFIT OF RESERVATION IN EMPLOYMENT | ALL TYPES | | | BLINDNESS | | | LOW VISION | | | LEPROSY CURED | | | HEARING IMPAIRMENT | | | LOCOMOTOR | | | CEREBRAL PALSY | | | MENTAL RETARDATION | | | MENTAL ILLNESS | | | AUTISM | | | MULTIPLE | | |
|--------------------------------------|-----------|-----|-----|-----------|----|----|------------|----|----|---------------|---|---|--------------------|----|----|-----------|----|-----|----------------|---|---|--------------------|----|----|----------------|---|----|--------|---|---|----------|----|----|
| | M | F | T | M | F | T | M | F | T | M | F | T | M | F | T | M | F | T | M | F | T | M | F | T | M | F | T | M | F | T | | | |
| Not Received | 417 | 198 | 615 | 24 | 18 | 42 | 65 | 30 | 95 | 8 | 1 | 9 | 48 | 24 | 72 | 217 | 89 | 306 | 0 | 2 | 2 | 32 | 18 | 50 | 8 | 3 | 11 | 0 | 0 | 0 | 15 | 13 | 28 |
| Received | 2 | 2 | 4 | 0 | 0 | 0 | 1 | 0 | 1 | 0 | 0 | 0 | 0 | 0 | 0 | 1 | 2 | 3 | 0 | 0 | 0 | 0 | 0 | 0 | 0 | 0 | 0 | 0 | 0 | 0 | 0 | 0 | 0 |
| Not Known | 1 | 0 | 1 | 0 | 0 | 0 | 0 | 0 | 0 | 0 | 0 | 0 | 0 | 0 | 0 | 0 | 0 | 0 | 0 | 0 | 0 | 0 | 0 | 0 | 0 | 0 | 0 | 0 | 0 | 0 | 1 | 0 | 1 |

Table 3.5.23

| REGISTRATION WITH EMPLOYMENT EXCHANGE | ALL TYPES | | | BLINDNESS | | | LOW VISION | | | LEPROSY CURED | | | HEARING IMPAIRMENT | | | LOCOMOTOR | | | CEREBRAL PALSY | | | MENTAL RETARDATION | | | MENTAL ILLNESS | | | AUTISM | | | MULTIPLE | | |
|---------------------------------------|----------------|-----|-----|-----------|----|----|------------|----|----|---------------|---|---|--------------------|----|----|-----------|-----|----|----------------|---|---|--------------------|----|----|----------------|---|---|--------|---|---|----------|----|----|
| | M | F | T | M | F | T | M | F | T | M | F | T | M | F | T | M | F | T | M | F | T | M | F | T | M | F | T | M | F | T | M | F | T |
| | Not Registered | 374 | 184 | 558 | 23 | 18 | 41 | 61 | 29 | 90 | 8 | 1 | 9 | 43 | 22 | 65 | 184 | 79 | 263 | 0 | 2 | 2 | 32 | 18 | 50 | 8 | 3 | 11 | 0 | 0 | 0 | 15 | 12 |
| Registered (valid registration card) | 33 | 11 | 44 | 1 | 0 | 1 | 3 | 1 | 4 | 0 | 0 | 0 | 5 | 0 | 5 | 24 | 9 | 33 | 0 | 0 | 0 | 0 | 0 | 0 | 0 | 0 | 0 | 0 | 0 | 0 | 0 | 1 | 1 |
| Not Renewed Registration Card | 12 | 5 | 17 | 0 | 0 | 0 | 2 | 0 | 2 | 0 | 0 | 0 | 0 | 2 | 2 | 10 | 3 | 13 | 0 | 0 | 0 | 0 | 0 | 0 | 0 | 0 | 0 | 0 | 0 | 0 | 0 | 0 | 0 |
| Not Known | 1 | 0 | 1 | 0 | 0 | 0 | 0 | 0 | 0 | 0 | 0 | 0 | 0 | 0 | 0 | 0 | 0 | 0 | 0 | 0 | 0 | 0 | 0 | 0 | 0 | 0 | 0 | 0 | 0 | 0 | 1 | 0 | 1 |

Table 3.5.24

| EMPLOYMENT EXCHANGE REGISTRATION, AGE GROUP | ALL TYPES | | | BLINDNESS | | | LOW VISION | | | LEPROSY CURED | | | HEARING IMPAIRMENT | | | LOCOMOTOR | | | CEREBRAL PALSY | | | MENTAL RETARDATION | | | MENTAL ILLNESS | | | AUTISM | | | MULTIPLE | | |
|---|--------------------|----|-----|-----------|---|---|------------|---|----|---------------|---|---|--------------------|---|----|-----------|----|----|----------------|---|---|--------------------|---|---|----------------|---|---|--------|---|---|----------|---|---|
| | M | F | T | M | F | T | M | F | T | M | F | T | M | F | T | M | F | T | M | F | T | M | F | T | M | F | T | M | F | T | M | F | T |
| | 26 to 40 Age-group | 16 | 7 | 23 | 1 | 0 | 1 | 1 | 0 | 1 | 0 | 0 | 0 | 2 | 0 | 2 | 12 | 6 | 18 | 0 | 0 | 0 | 0 | 0 | 0 | 0 | 0 | 0 | 0 | 0 | 0 | 0 | 1 |
| Literate in 26 to 40 age-group | 95 | 27 | 122 | 5 | 2 | 7 | 15 | 2 | 17 | 1 | 0 | 1 | 11 | 2 | 13 | 11 | 2 | 13 | 0 | 0 | 0 | 1 | 0 | 1 | 0 | 0 | 0 | 0 | 0 | 0 | 0 | 1 | 1 |

Table 3.5.25

| BENEFIT OF MREGS | ALL TYPES | | | BLINDNESS | | | LOW VISION | | | LEPROSY CURED | | | HEARING IMPAIRMENT | | | LOCOMOTOR | | | CEREBRAL PALSY | | | MENTAL RETARDATION | | | MENTAL ILLNESS | | | AUTISM | | | MULTIPLE | | |
|------------------|--------------|-----|-----|-----------|----|----|------------|----|----|---------------|---|---|--------------------|----|----|-----------|-----|----|----------------|---|---|--------------------|----|----|----------------|---|---|--------|---|---|----------|----|----|
| | M | F | T | M | F | T | M | F | T | M | F | T | M | F | T | M | F | T | M | F | T | M | F | T | M | F | T | M | F | T | M | F | T |
| | Not Received | 409 | 195 | 604 | 24 | 18 | 42 | 63 | 29 | 92 | 8 | 1 | 9 | 46 | 23 | 69 | 214 | 89 | 303 | 0 | 2 | 2 | 32 | 17 | 49 | 8 | 3 | 11 | 0 | 0 | 0 | 14 | 13 |
| 100 Days | 0 | 0 | 0 | 0 | 0 | 0 | 0 | 0 | 0 | 0 | 0 | 0 | 0 | 0 | 0 | 0 | 0 | 0 | 0 | 0 | 0 | 0 | 0 | 0 | 0 | 0 | 0 | 0 | 0 | 0 | 0 | 0 | 0 |
| 61 to 99 Days | 0 | 0 | 0 | 0 | 0 | 0 | 0 | 0 | 0 | 0 | 0 | 0 | 0 | 0 | 0 | 0 | 0 | 0 | 0 | 0 | 0 | 0 | 0 | 0 | 0 | 0 | 0 | 0 | 0 | 0 | 0 | 0 | 0 |
| 31 to 60 Days | 2 | 0 | 2 | 0 | 0 | 0 | 0 | 0 | 0 | 0 | 0 | 0 | 0 | 0 | 0 | 1 | 0 | 1 | 0 | 0 | 0 | 0 | 0 | 0 | 0 | 0 | 0 | 0 | 0 | 0 | 1 | 0 | 1 |
| 15 to 30 Days | 5 | 3 | 8 | 0 | 0 | 0 | 2 | 1 | 3 | 0 | 0 | 0 | 2 | 1 | 3 | 1 | 1 | 2 | 0 | 0 | 0 | 0 | 0 | 0 | 0 | 0 | 0 | 0 | 0 | 0 | 0 | 0 | 0 |
| 1 to 14 Days | 3 | 2 | 5 | 0 | 0 | 0 | 1 | 0 | 1 | 0 | 0 | 0 | 0 | 0 | 0 | 2 | 1 | 3 | 0 | 0 | 0 | 0 | 1 | 1 | 0 | 0 | 0 | 0 | 0 | 0 | 0 | 0 | 0 |

| | | | | | | | | | | | | | | | | | | | | | | | | | | | | | | | | | | | | |
|-----------|---|---|---|---|---|---|---|---|---|---|---|---|---|---|---|---|---|---|---|---|---|---|---|---|---|---|---|---|---|---|---|---|---|---|---|---|
| Not Known | 1 | 0 | 1 | 0 | 0 | 0 | 0 | 0 | 0 | 0 | 0 | 0 | 0 | 0 | 0 | 0 | 0 | 0 | 0 | 0 | 0 | 0 | 0 | 0 | 0 | 0 | 0 | 0 | 0 | 0 | 0 | 0 | 0 | 1 | 0 | 1 |
|-----------|---|---|---|---|---|---|---|---|---|---|---|---|---|---|---|---|---|---|---|---|---|---|---|---|---|---|---|---|---|---|---|---|---|---|---|---|

Table 3.5.26

| MREGS JOB CARD | ALL TYPES | | | BLINDNESS | | | LOW VISION | | | LEPROSY CURED | | | HEARING IMPAIRMENT | | | LOCOMOTOR | | | CEREBRAL PALSY | | | MENTAL RETARDATION | | | MENTAL ILLNESS | | | AUTISM | | | MULTIPLE | | | | | |
|----------------|-----------|-----|-----|-----------|----|----|------------|----|----|---------------|---|---|--------------------|----|----|-----------|----|-----|----------------|---|---|--------------------|----|----|----------------|---|----|--------|---|---|----------|----|----|---|---|---|
| | M | F | T | M | F | T | M | F | T | M | F | T | M | F | T | M | F | T | M | F | T | M | F | T | M | F | T | M | F | T | M | F | T | | | |
| Not Registered | 298 | 164 | 462 | 20 | 18 | 38 | 48 | 24 | 72 | 6 | 1 | 7 | 33 | 19 | 52 | 141 | 68 | 209 | 0 | 2 | 2 | 29 | 17 | 46 | 7 | 3 | 10 | 0 | 0 | 0 | 14 | 12 | 26 | | | |
| Registered | 121 | 36 | 157 | 4 | 0 | 4 | 18 | 6 | 24 | 2 | 0 | 2 | 15 | 5 | 20 | 77 | 23 | 100 | 0 | 0 | 0 | 3 | 1 | 4 | 1 | 0 | 1 | 0 | 0 | 0 | 1 | 1 | 2 | | | |
| Not Known | 1 | 0 | 1 | 0 | 0 | 0 | 0 | 0 | 0 | 0 | 0 | 0 | 0 | 0 | 0 | 0 | 0 | 0 | 0 | 0 | 0 | 0 | 0 | 0 | 0 | 0 | 0 | 0 | 0 | 0 | 0 | 0 | 0 | 1 | 0 | 1 |

Table 3.5.27

| AGEGROUP, MREGS JOB CARD | ALL TYPES | | | BLINDNESS | | | LOW VISION | | | LEPROSY CURED | | | HEARING IMPAIRMENT | | | LOCOMOTOR | | | CEREBRAL PALSY | | | MENTAL RETARDATION | | | MENTAL ILLNESS | | | AUTISM | | | MULTIPLE | | |
|--------------------------|-----------|----|----|-----------|---|---|------------|---|---|---------------|---|---|--------------------|---|----|-----------|----|----|----------------|---|---|--------------------|---|---|----------------|---|---|--------|---|---|----------|---|---|
| | M | F | T | M | F | T | M | F | T | M | F | T | M | F | T | M | F | T | M | F | T | M | F | T | M | F | T | M | F | T | M | F | T |
| 26 to 40 age-group | 47 | 19 | 66 | 0 | 0 | 0 | 7 | 1 | 8 | 0 | 0 | 0 | 8 | 2 | 10 | 31 | 15 | 46 | 0 | 0 | 0 | 1 | 1 | 2 | 0 | 0 | 0 | 0 | 0 | 0 | 0 | 0 | 0 |
| 41 to 60 age-group | 48 | 12 | 60 | 1 | 0 | 1 | 8 | 2 | | 2 | 0 | 2 | 5 | 3 | 8 | 31 | 7 | 38 | 0 | 0 | 0 | 0 | 0 | 0 | 1 | 0 | 1 | 0 | 0 | 0 | 0 | 0 | 0 |

Chart 3.5.1 Inclusion of PWD in Ration Card

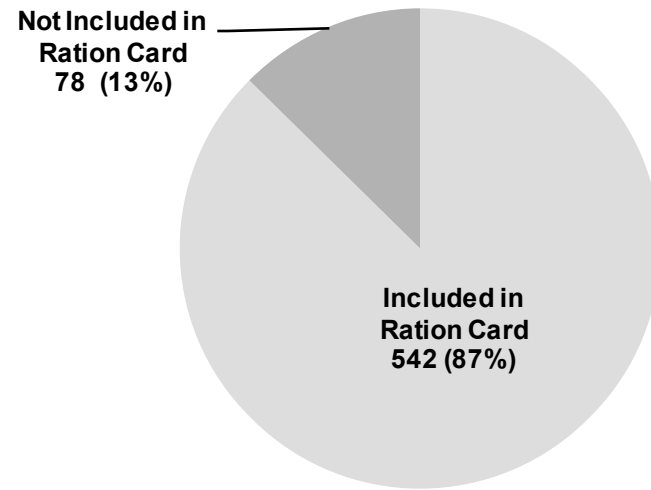


Chart 3.5.2 Official Poverty of PWD

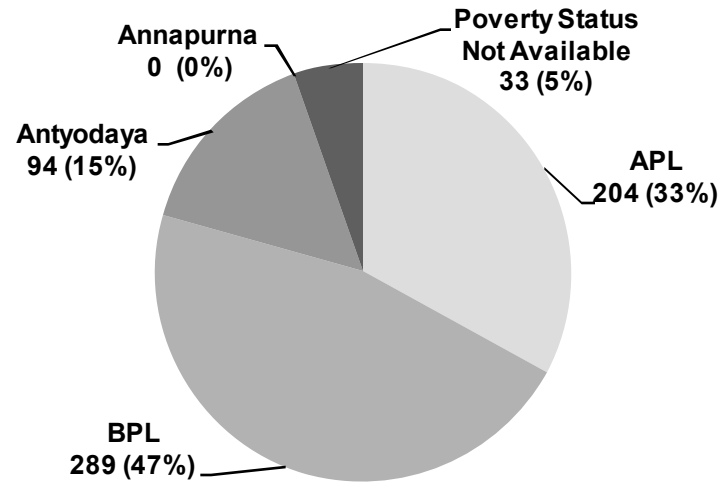


Chart 3.5.3 Official Poverty of PWD as Head of Family

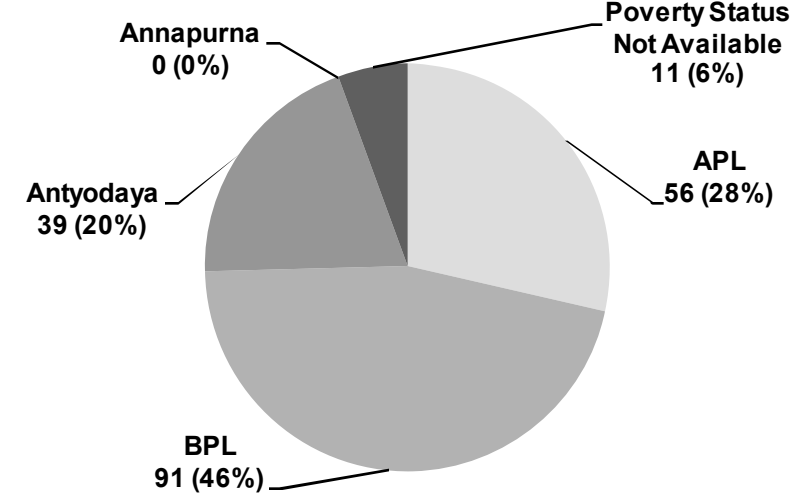


Chart 3.5.4 Official Poverty of PWD as Head of Family

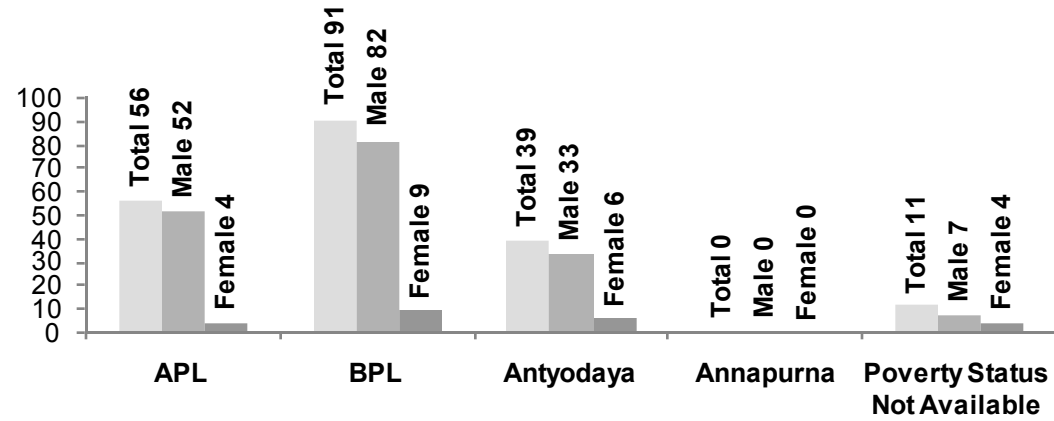


Chart 3.5.5 Occupation of PWD as Head of Family

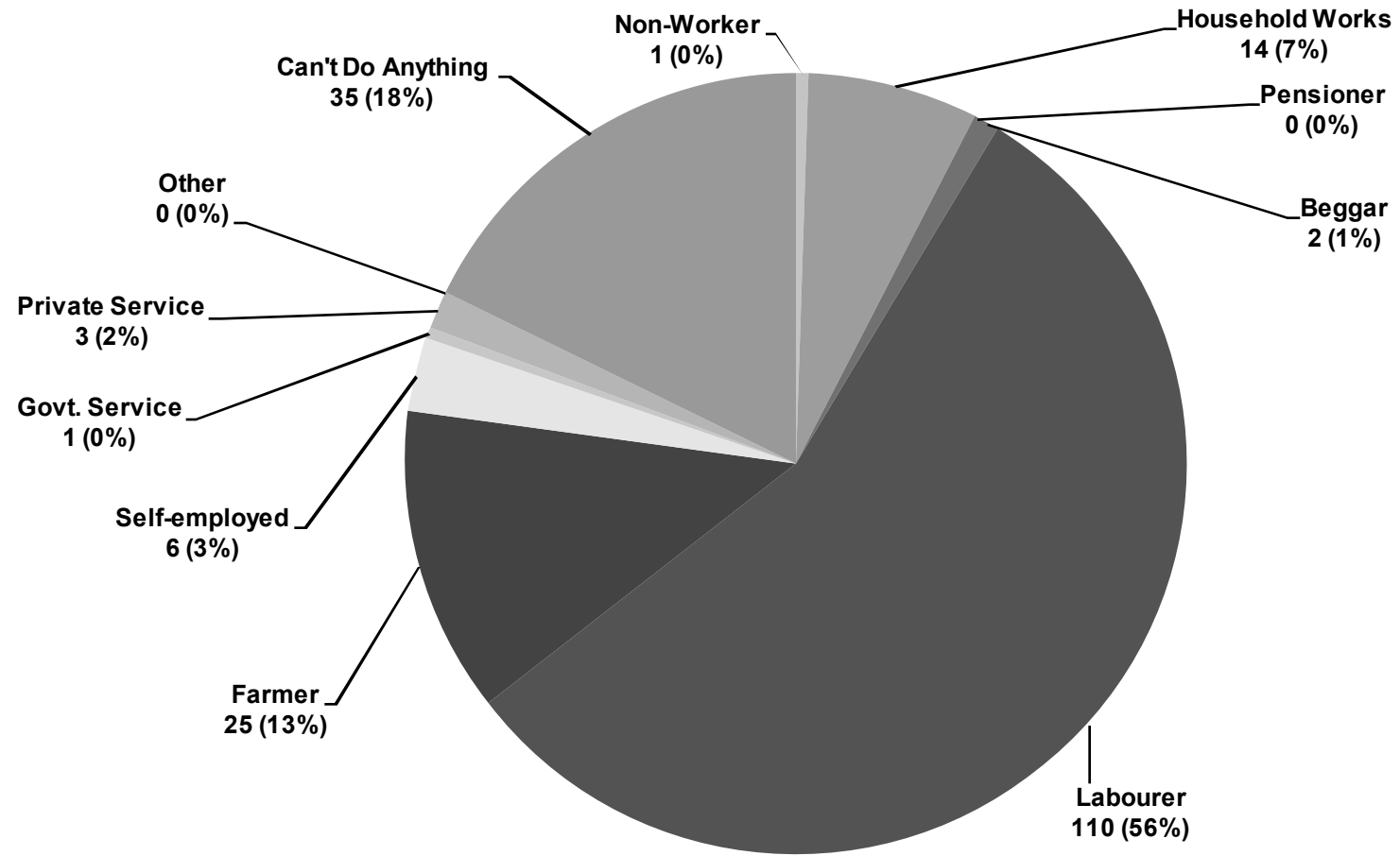


Chart 3.5.6 Official Poverty of PWD as Head of Family haven't Regular Income

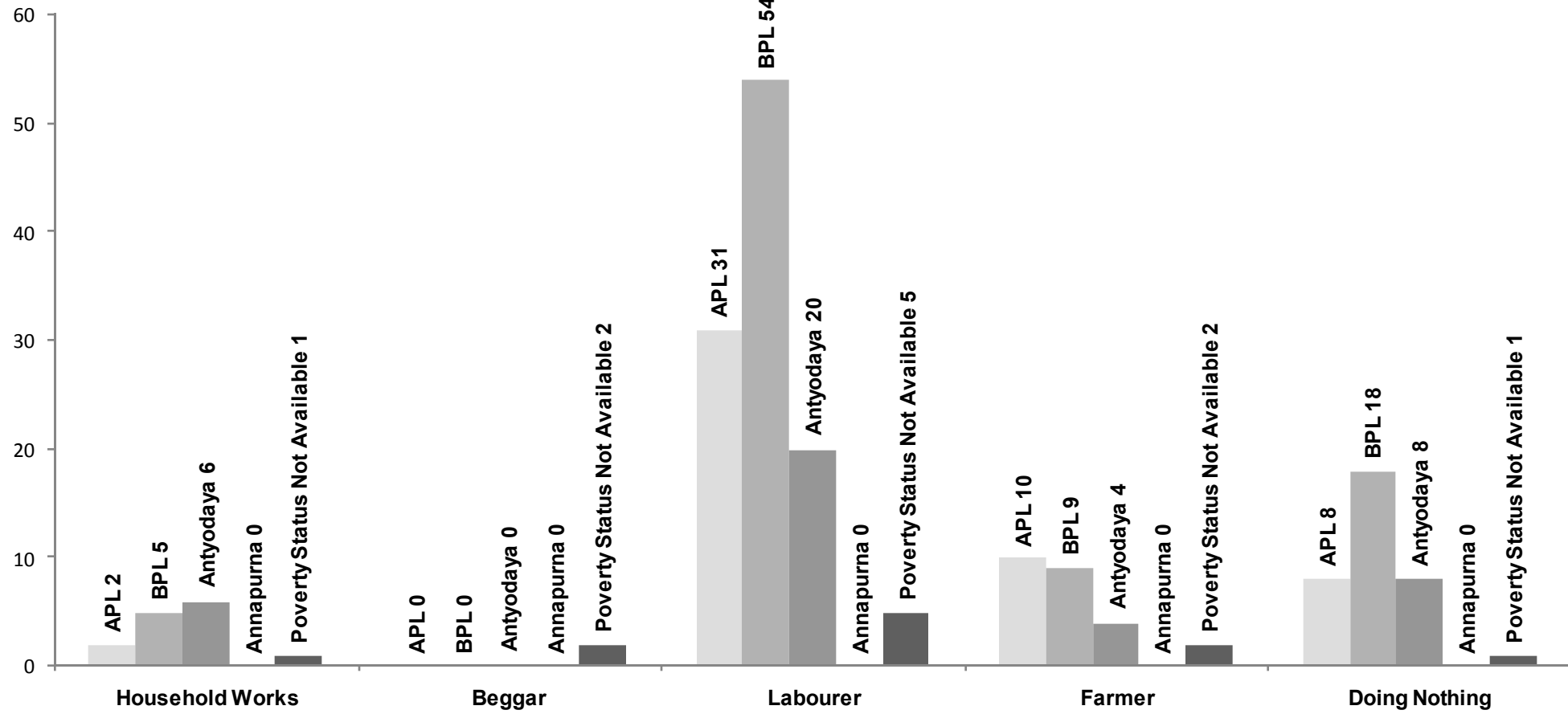


Chart 3.5.7 Official Poverty of Single Household PWD

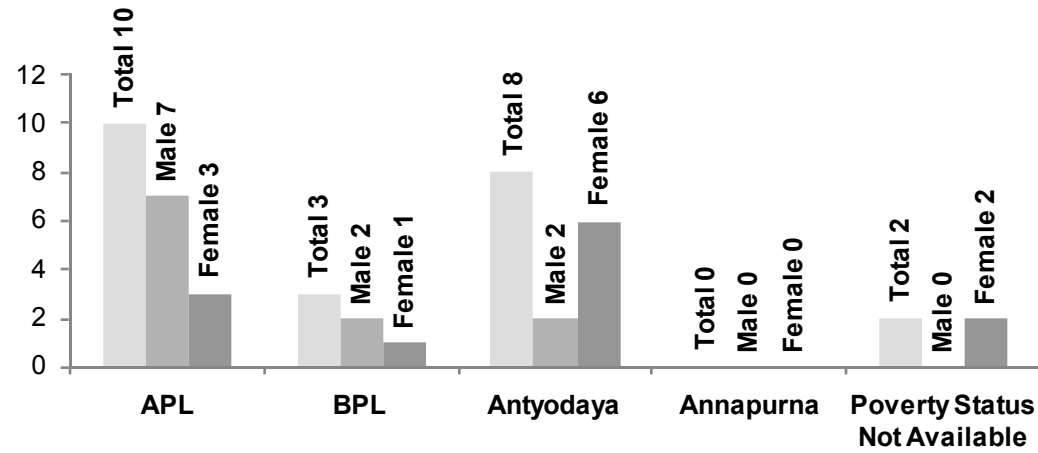


Chart 3.5.8 Disability Identity Card Availability

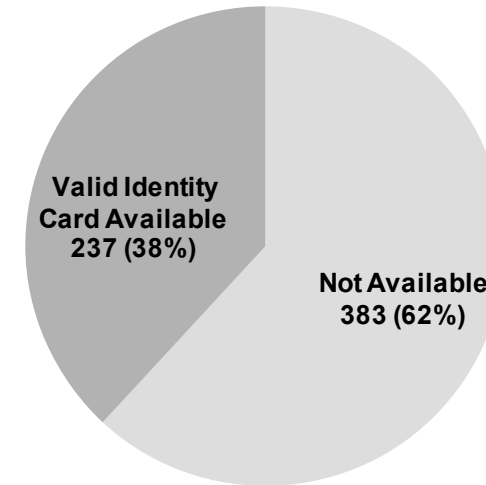


Chart 3.5.9 Disability Type wise Identity Card Availability




Chart 3.5.10 Disability Scholarship

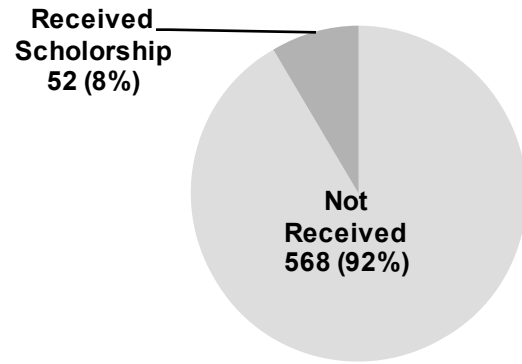


Chart 3.5.11 Disability Scholarship to School Going PWD in 1st to 12th Class

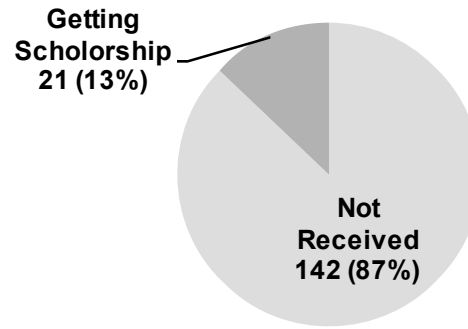


Chart 3.5.12 Disability Pension

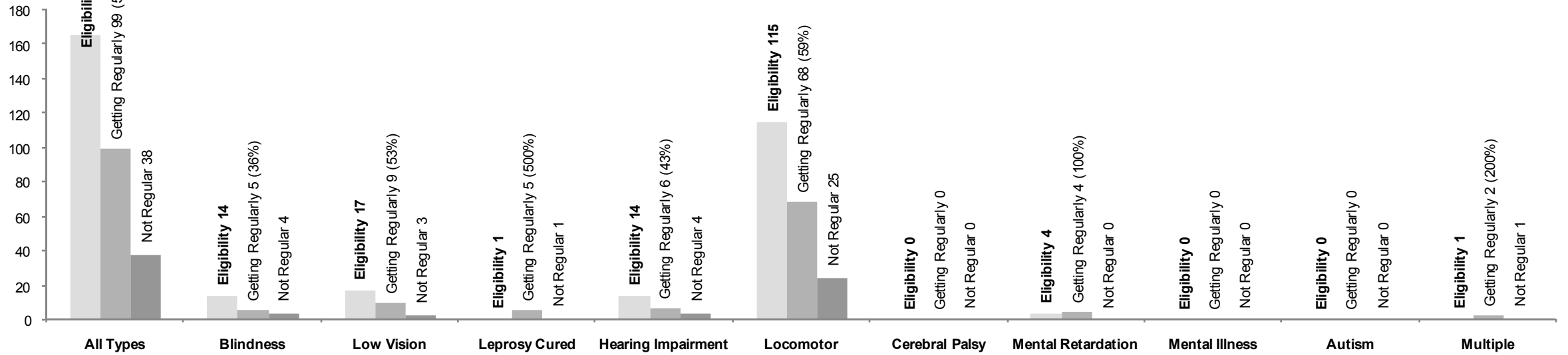


Chart 3.5.13 Caste Certification

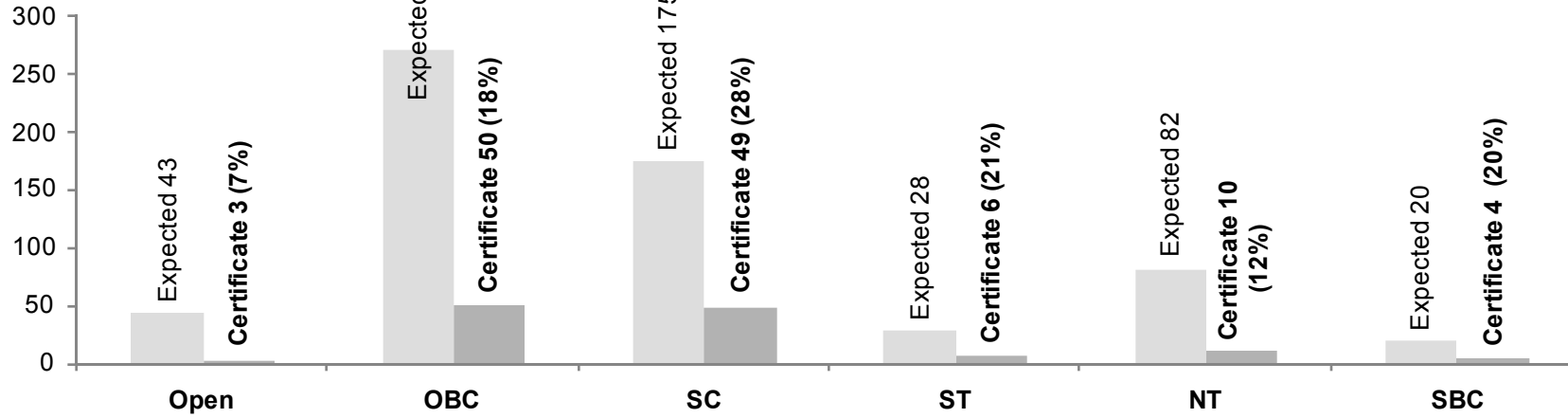


Chart 3.5.14 Travel Concession in Maharashtra State Road Transport Service

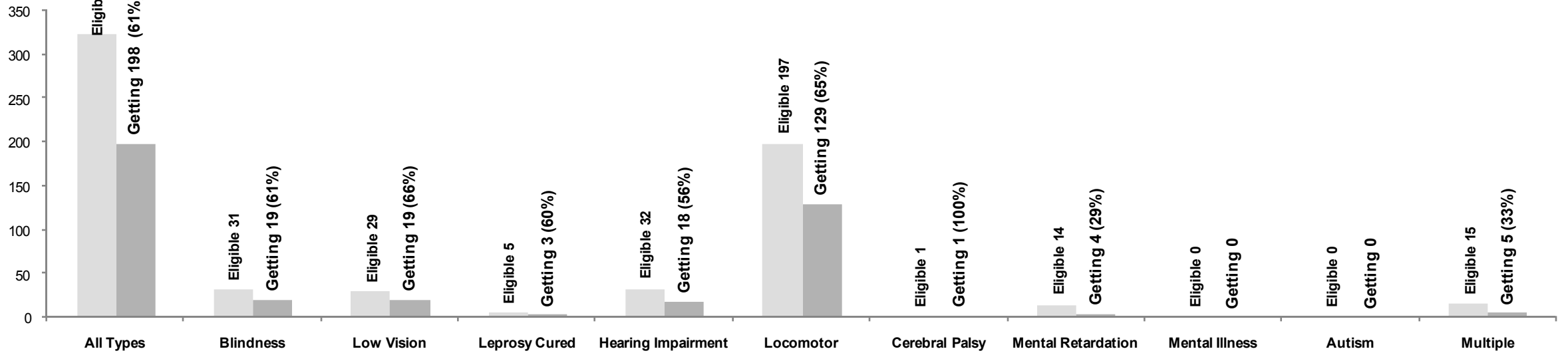


Chart 3.5.15 Travel Concession in Railway

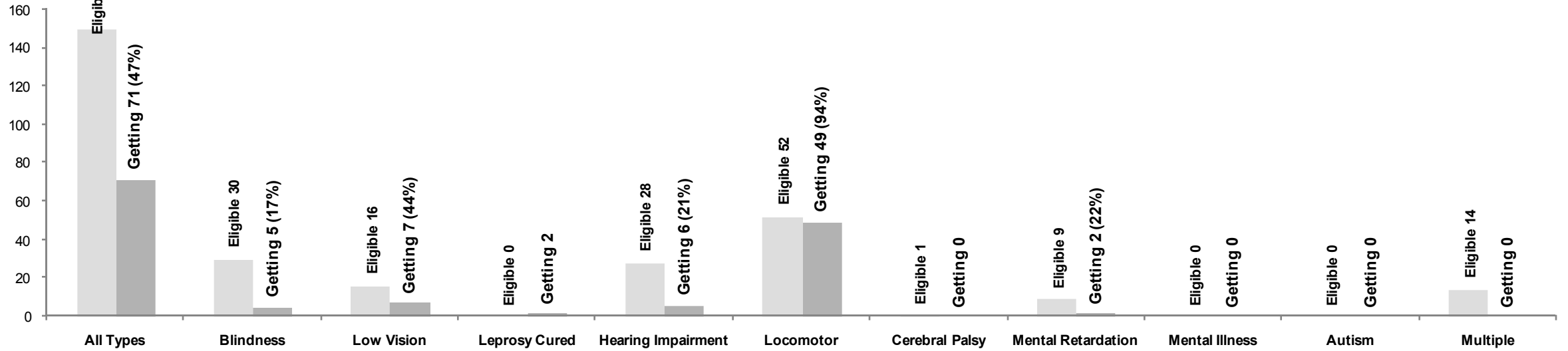


Chart 3.5.16 Employment Exchange Registration of PWD in age-group of 26 to 40 years

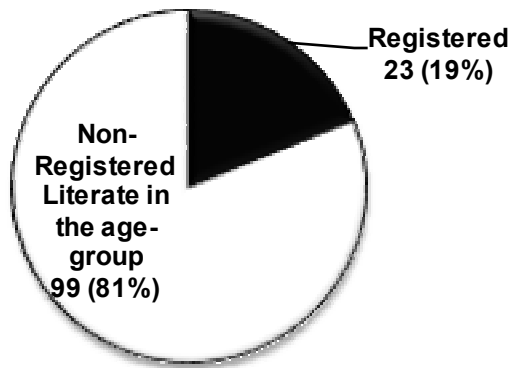


Chart 3.5.17 MGNREGA Job Card to PWD in age-group of 26 to 40 years

